

MINISTERUL EDUCAȚIEI NAȚIONALE

COMUNICARE ÎN LIMBA MODERNĂ ENGLEZĂ

clasa a II-a



Elena Sticlea

Cristina Mircea

Acest manual este proprietatea Ministerului Educației Naționale.

Acest proiect de manual școlar este realizat în conformitate cu Programa școlară aprobată prin OM Nr. 3418 / 19.03.2013.

116.111 - numărul de telefon de asistență pentru copii

MINISTERUL EDUCAȚIEI NAȚIONALE

Elena Sticlea

Cristina Mircea

COMUNICARE ÎN
LIMBA MODERNĂ ENGLEZĂ
clasa a II-a



 **Booklet**

București, 2019

Manualul școlar a fost aprobat prin ordinul Ministrului Educației Naționale nr. 4765/13.08.2019. Manualul este distribuit elevilor în mod gratuit, atât în format tipărit, cât și în format digital, și este transmisibil timp de patru ani școlari, începând din anul școlar _____.

Inspectoratul școlar _____

Școala / Colegiul / Liceul _____

ACEST MANUAL A FOST FOLOSIT DE:

Anul	Numele elevului	Clasa	Anul școlar	Aspectul manualului*			
				Format tipărit		Format digital	
				la primire	la predare	la primire	la predare
I							
II							
III							
IV							

*Pentru precizarea aspectului manualului se va folosi unul dintre următorii termeni: nou, bun, îngrijit, neîngrijit, deteriorat. Cadrele didactice vor verifica dacă informațiile înscrise în tabelul de mai sus sunt corecte.

Descrierea CIP a Bibliotecii Naționale a României
STICLEA, ELENA
Comunicare în limba modernă - Engleză : clasa a II-a /
Elena Sticlea, Cristina Mircea. - București : Booklet, 2019
ISBN 978-606-590-738-6
I. Mircea, Cristina
811.111

Referenți științifici: prof. univ. dr. Daniela Sorea - Universitatea din București,
 Facultatea de Limbi Străine
 prof. gradul I Cristina Truță - Școala Gimnazială Tudor Arghezi

Echipa editorială:

Redactor: Cristina Stan
 Design interior și copertă: Andreea Chele
 Ilustrații: Oana Svâncă
 Audio/ Video: Quartz Film
 Digital: My Koolio
 Voci: Claudia Vasilache
 Benjamin Csicsila

Editura Booklet
 Pentru comenzi:
 tel/fax: 021 430.3095
 e-mail: comenzi@booklet.ro
 Comenzi online:
 www.booklet.ro

© **Editura Booklet** Toate drepturile asupra lucrării aparțin editurii

CONTENTS

UNIT 1. HELLO, EVERYBODY!9	UNIT 8. AT THE ZOO65
Greetings • Numbers 1-10 • Introducing a person: name and age	Wild animals • Activities • Expressing abilities • Giving short answers to questions: Where is/are? What's your favourite animal?
1.1. 1.3. 2.1. 2.2. 2.3. 3.1.	1.1. 1.3. 2.1. 2.4. 3.1.
UNIT 2. WELCOME TO RAINBOW SCHOOL!17	UNIT 9. IN TOWN73
School objects • Asking (WHERE) and pointing the place: on, in, under • Colours • Commands	Names of places in town • Position of buildings in town • Giving short answers: the toy shop is ...
1.1. 1.2. 1.3. 2.1. 2.4. 4.1.	1.1. 1.2. 1.3. 2.1. 2.3. 4.1.
UNIT 3. MY FAMILY25	UNIT 10. I GET TO SCHOOL BY BUS81
Greetings • Family members, Numbers, Opposites: happy/ sad, beautiful/ ugly etc.	Toys • Numbers 1-10 • Means of transport
1.1. 1.3. 2.1. 2.2. 3.1. 4.1.	1.1. 1.2. 1.3. 2.1. 2.3. 2.4. 3.1. 4.1.
UNIT 4. MY HOUSE33	UNIT 11. A DAY IN THE GARDEN89
Rooms • Objects of furniture • Asking (WHERE) and pointing the place: on, in, under • Expressing actions	Leisure activities • Family members • Asking and giving short answers • Expressing abilities • Expressing actions
1.2. 1.3. 2.1. 2.4. 3.1.	1.1. 1.3. 2.1. 2.3. 2.4. 3.1. 4.1.
UNIT 5. MY FAVOURITE TOY41	UNIT 12. FUN ACTIVITIES97
Toys • Opposites: tall/ short, fat/ slim • Colours • Shapes	Fun activities • Moments of the day • Expressing actions
1.2. 1.3. 2.1. 2.2. 2.3. 2.4. 4.1.	1.1. 1.3. 2.1. 2.4. 3.1. 4.1.
UNIT 6. MY BEAUTIFUL HAIR49	FINAL REVISION 1105
Human body • Opposites • Commands	FINAL REVISION 2108
1.1. 1.3. 2.2. 3.1.	PROJECTS111
UNIT 7. AT THE FARM57	TAPESCRIPTS116
Domestic animals • Opposites • Colours • Counting animals • Position of objects in space • Expressing actions	
1.1. 1.2. 1.3. 2.1. 2.4. 3.1. 4.1.	

COMPETENȚE GENERALE

1. Receptarea de mesaje orale simple
2. Exprimarea orală în situații de comunicare uzuală
3. Receptarea de mesaje scrise simple
4. Redactarea de mesaje simple în situații de comunicare uzuale

COMPETENȚE SPECIFICE

1.1 Oferirea unei reacții adecvate, în situații de comunicare uzuale, la o întrebare/instrucțiune simplă rostită clar și foarte rar

- răspunsuri verbale/ nonverbale la întrebări – Exemplu: „Cine are un penar roșu?”, „Cine are o carte?”, „Cine are un creion verde?”
- îndeplinirea unei instrucțiuni adresate grupurilor de copii: „Toți băieții se ridică!” „Toate fetele ridică mâinile!”, „Toți băieții ridică mâinile!”, „Toți copiii iau un caiet”, „Toate fetele merg la tablă”, „Toți băieții merg acolo”
- pantomimă: Hai să ne prefacem că: ne jucăm pe calculator, desenăm un elefant mare, mâncăm o pizza, bem un suc

1.2 Recunoașterea pozițiilor de bază (pe, sub, în față, în spatele, în) ale unor obiecte din universul imediat, în mesaje articulate clar și rar

- indicarea poziției unui obiect în urma ascultării unui mesaj prin mișcarea palmei/degetului (sugerând pozițiile de bază față de un reper)
- alegerea unei imagini dintr-un set care corespunde poziției corecte din mesajul ascultat

- realizarea unui desen simplu (exemplu: desenează o floare într-un pahar, desenează un copac în fața unei case)
- îndeplinirea unei instrucțiuni (exemplu: un creion în penar, o gumă peste carte)

1.3 Manifestarea curiozității față de sesizarea semnificației globale a unor filme și a unor cântece pentru copii în limba modernă respectivă

- vizionarea unor secvențe scurte din filme de desen animat în limba respectivă (fără traducere în limba română) și interpretarea (verbală sau prin mimare) a scenei vizionate
- concurs de pantomimă pe baza unor scene din filme vizionate
- jocuri de mișcare pe un cântec din folclorul copiilor

2.1 Reproducerea unor cântece/poezii simple pentru copii

- concurs de recitări
- concurs de interpretare de cântece pe grupe
- intonarea unor cântece la ocazii deosebite - ziua de naștere a unui coleg de exemplu
- participarea la serbări ale clasei/ școlii cu poezii și cântece în limba modernă studiată

2.2 Prezentarea unei persoane / unui personaj cunoscut folosind câteva detalii familiare (nume, gen, vârstă, hobby)

- introducerea unei jucării personificate: „Ea e păpușa mea Alice, are 4 ani. Îi plac florile.”
- răspuns la întrebări simple: Exemplu: „Cine este el?” „El este colegul meu Marius. El are 8 ani. Hobby-ul este fotbalul.”
- participarea la jocuri în lanț – Exemplu: Elevul 1 – „Colega mea de bancă este... Ei îi plac desenele animate.” Elevul 2 – „Prietenul meu este ... Lui îi place ciocolata” etc.

2.3 Participarea la jocuri de comunicare în care reproduce sau creează rime/ mesaje scurte

- concurs de mesaje/rime trăsnete însoțite de pantomimă sau de desene – exemple: Alba ca Zăpada se întâlnește cu Cei trei purceluși; Hobby-ul motanului încălțat este jocul pe calculator; A fox in a box, a three in a tree
- jocuri de pronunție pentru sunetele specifice limbii străine
- joc de rol după o scenă dintr-un desen animat vizionat

2.4. Cererea și oferirea unor informații scurte și simple referitoare la localizarea obiectelor din universul imediat

- jocuri de rol în perechi între colegii de bancă referitoare la obiectele la îndemână: „Unde e guma?”, „Iată-o aici, în penar”, „Ce ai în mână?” „O gumă” etc.
- discuție pe marginea unor pagini din cărți uriașe – exemplu: „Unde este ursulețul de jucărie?” „Este cățelul în spatele unui copac?”

3.1. Manifestarea curiozității pentru decodarea unor mesaje scrise simple și scurte din universul imediat

- atașarea unor etichete pe un mural / afiș/ desen realizat în grup
- „citirea” imaginilor dintr-o carte uriașă pe care sunt aplicate etichete pentru cuvintele care exprimă poziții (în, pe, sub, în fața, în spatele)
- solicitarea sprijinului din partea profesorului pentru descoperirea semnificației mesajelor scrise din cărți uriașe/ volume ilustrate pentru copii
- căutarea de felicitări și aducerea lor la școală (inclusiv felicitări în format digital)
- asocierea unui mesaj cu imaginea unei cărți poștale; exemplu: „Crăciun fericit” cu poza unui brad împodobit, „La mulți ani” cu poza unui tort cu lumânări

4.1. Participarea la proiecte de grup/ la nivelul clasei în care elaborează cu sprijin scurte mesaje scrise

- realizarea unui afiș cu colaje și etichete pentru exprimarea pozițiilor (în, sub, pe, în fața, în spatele)
- realizarea unui album foto de grup în care sunt marcate în scris numele membrilor grupului și hobby-urile lor
- realizarea unei felicitări prin colaj și/sau desen și redactarea unei urări prin lipirea unor cuvinte
- redactarea unei urări pornind de la mesaje descărcate de pe site-urile de felicitări online Exemple: de ziua unui coleg, de Sf. Valentin, de Crăciun, de Paște, de Ziua Copiilor etc.

Ghid de utilizare a manualului digital

Ce este manualul digital?

Manualul digital reproduce întregul conținut din versiunea tipărită, oferind elevilor posibilitatea de a interacționa cu diverse elemente de conținut. Astfel, aceștia vor putea viziona animații sau filme, rezolva exerciții interactive și naviga prin manual.

Simbolurile folosite în manualul digital:

1. Elemente video:

- filmări, cântece și povești animate.

Videos:

- videos, animated songs and stories.

2. Elemente grafice:

- imagini și activități suplimentare.

Pop-ups:

- pictures and extra practice.

3. Exerciții interactive:

- exerciții de alegere multiplă, de tip adevărat sau fals, de asociere.

Interactive activities:

- multiple choice, true or false, matching exercises.

The image shows two pages from a digital textbook. The top page is titled 'Lesson 3' and features a colorful illustration of a school bus labeled 'Rainbow' and 'School Bus' with a blue character waving. The text on the page includes a 'Look, listen and point:' section with a dialogue between Jenny, Christie, and Tommy, and a 'Listen again, Say and write:' section with a camera icon and a sentence 'Christie is _____ years old.' The bottom page is titled 'Lesson 2' and contains a 'Match the pictures to the words:' exercise with five picture boxes and five numbered options (1-5). Below this is a 'Write the correct word:' exercise with a word bank containing '-meet- is am nice your' and five numbered sentences. The final section is 'Talk to your friend!' with an 'Example:' box showing a dialogue and a small illustration of a girl.

Cum se folosește manualul digital?

1. Meniul superior



Mărire/micșorare – se mărește sau se micșorează fereastra, pentru o vizualizare adecvată a elementelor de interes.



Căutare – pot fi efectuate căutări în manualul digital după cuvinte-cheie.



Cuprins – deschide cuprinsul manualului digital.



Înapoi la prima pagină – se revine la prima pagină a manualului digital.



Pagina anterioară – se accesează pagina anterioară paginii curente.



Pagina următoare – se accesează pagina următoare paginii curente.



Salt la ultima pagină – se accesează ultima pagină a manualului digital.



Tipărește pagini din manualul digital.





Adnotări – deschide o galerie de instrumente, cu funcții diferite, ce permit operații în timp real: sublinieri, adnotări, încercuiri, demarcări, mascări, evidențieri etc.





Indicații – se accesează ecranul cu indicații.



2. Ajutor în utilizarea exercițiilor interactive:

Deschide interacțiunea dând click cu mouse-ul pe exercițiu. Pentru exercițiile de completare, utilizează mouse-ul pentru a poziționa cursorul pe spațiul în care dorești să completezi. Pentru exercițiile de alegere, utilizează mouse-ul pentru alegerea variantei de răspuns. Apasă butonul **Verifică** pentru a vedea dacă ai ales corect. Pentru ambele tipuri de exerciții, apare  pentru răspunsul corect și  pentru răspunsul greșit. Pentru a relua rezolvarea exercițiului, apasă butonul **Reia/ Reîncearcă**. Poți vedea răspunsurile corecte și apăsând butonul **Arată/ Afășează soluția**.

3. Ajutor în utilizarea elementelor video:











Apasă pe butonul  pentru a deschide aplicația. Butonul play este localizat pe bara de jos a ferestrei, alături de Volum și opțiunea de afișare completă pe ecran. Pentru a opri temporar aplicația, apasă butonul de pauză, de pe bara de jos a ferestrei. Pentru a ieși din aplicație, apasă pe butonul  din colțul din dreapta sus al ferestrei.

4. Ajutor în utilizarea elementelor grafice:



Apasă pe butonul . Imaginea se va deschide mărită. Apasă pe butonul  din colțul din dreapta sus, pentru a închide aplicația.

How to use the digital textbook



1. The main menu

-  **Zoom-in/Zoom-out** – enlarge or reduce the page.
-  **Search** – search for key-words in the digital textbook.
-  **Menu** – open and close the menu.
-  **Go to first page**
-  **Previous page** – go to previous page.
-  **Next page** – go to next page.
-  **Go to last page**
-  **Print** pages from the digital textbook.
-  **Annotation** – A tool gallery to perform different actions in real time, such as: underlining, annotating, highlighting etc.
-  **Help**



2. How to solve interactive exercises:

Click on the exercise. For *Fill in the blanks*, read each question or sentence carefully; use your mouse to place the cursor on the 'fill in box' and type in the answer. For *Choose the correct option*, click on the answer you think is correct. There is only one correct answer. Click on the **Verifică (Check)** button to verify your answers. Answers marked with  are correct; the incorrect ones are marked with . Click on the **Reia/ Reîncearcă (Retry)** button if you want to start the exercise again. You can also check the correct answer by clicking on the **Arată/ Afişează soluția (Show answers)** button.

3. How to use the video icons:

Click on the  icon; the video file will open in a new window. The Play button is located on the menu bar at the bottom of the window, along with Volume control and Full-screen display options. You can pause the recording by clicking on the Pause button, or close the window by clicking on the  button in the upper right corner, on the left.

4. How to use the pop-up icons:

Click on the  icon; a new window will open, showing the enlarged image. Use the  button in the upper right corner, to close the window.

1 Look, listen and point:



Tommy

Christie

Jenny

Christie: Hello, everybody!
I'm Christie.

Tommy: I'm Tommy. This is Jenny.

Christie: Nice to meet you.

Tommy, Jenny: Bye!

2 Look again. Say the names of the children:

Lesson 2

1 Match the pictures to the words:



1 Goodbye!

2 Nice to meet you!

3 This is Ben.

4 Hello!

5 I'm Lisa.



2 Write the correct word:



~~meet~~ is am nice your

1 Nice to **meet** you.

2 What's _____ name?

3 I _____ Christie.

4 This _____ Jenny.

5 _____ to meet you.

3 Talk to your friend:

Example: Nice to meet you.
What's your name?
I am Christie.



1 Look, listen and point:



Christie: It's my birthday today.

Jenny: How old are you?

Christie: I'm 8 today.

Jenny: Happy birthday!

Christie: How old are you?

Jenny: I'm 9.

Christie: Great!

Tommy: Wow, look!

Blip Blop: Hello! I'm Blip Blop.



2 Listen again. Say and write:



Christie is _____ years old.

Lesson 4

1 Count from 1 to 10! Write the missing numbers:

1 _ _ 4 _ 6 _ 8 _ 10

2 Match the words to the numbers:



three

eight

seven

nine

four

4

9

3

8

7

3 Look and say:



Example:

You: How old are you, Mike?

Mike: I'm three.



4 Fill in the missing numbers. Then, say the words:

1 2 _ 4 _ 6 _ _ 9 10

7 _ 5 _ 3 _ _

_ 2 _ 4 _ _ 7 _ _ 10

5 Write the numbers in the boxes:



6 Write the missing words:

Example: $5 + 3 = 8$

Five and three is eight.

1 $2 + 4 = 6$

Two and ___ is six.

2 $5 + 4 = 9$

_____ and four is nine.

3 $1 + 9 = 10$

_____ and nine is ten.

4 $2 + 8 = 10$

_____ and eight is ten.

5 $3 + 7 = 10$

Three and _____ is ten.

1 Let's sing!



One little, two little, three little candles
 Four little, five little, six little candles
 Seven little, eight little, nine little candles
 Ten little candles on my cake!

Ten little, nine little, eight little candles
 Seven little, six little, five little candles
 Four little, three little, two little candles
 One little candle on my cake!



2 Make a "Happy Birthday" card:



3 Put the lines of the song in order:

One little candle on my cake!

Four little, three little, two little candles,

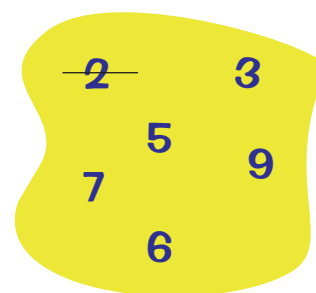
Seven little, six little, five little candles,

Ten little, nine little, eight little candles,



4 Play with your friend:

Example: Simon says... *Draw 2 candles.*
You draw 2 candles.



5 Fill in the missing number. Then, say the sum:

$7 + \underline{\quad} = 9$


$\underline{\quad} + 4 = 10$

$4 + \underline{\quad} = 5$

$\underline{\quad} + 3 = 5$

$3 + \underline{\quad} = 8$

6 Tongue twister!



1 Fill in the missing letters:

1 e i g h t

2 s _ x

3 t _ _ e _

4 s _ v _ _

5 f _ _ _

2 Circle the mistakes:

Example:

1. How old (am) you?

2. I are three.

3. This are Ben.

4. How old is you?

5. It's my birthday yesterday.

3 Read and match:



1 A: Hello!

B: Hello!

~~Hello!~~

Goodbye!

2 A: This is Jason.

B: _____

Nice to meet you.

I'm ten.

3 A: It's my birthday today!

B: _____

Happy birthday!

4 A: How old are you?

B: _____

5 A: Goodbye, everyone!

B: _____

How I think I'm doing:



1 Look, listen and point:



Blip Blop: What is this in the pencil case? It is red.
Tommy: This is my ruler and this is a rubber.
Jenny: Shhhhh... Silence! The teacher...

pencil

pen

rubber

ruler

pencil case

chair

schoolbag

desk

2 Point and repeat the school objects
 you see in the classroom:



Lesson 2

1 Help Blip Blop! Put the objects in the correct place. Draw lines.



2 Where are the objects? Tell the class:

Example: The pen is in the pencil case.

3 Look again at the classroom. Write the correct object:



- 1 It's blue and it's under the desk. chair
- 2 It's yellow and it's in the pencil case. _____
- 3 It's small and it's red and blue. _____
- 4 It's red and it's under the desk. _____
- 5 It's blue and it's on the desk. _____
- 6 It's long and it's in the pencil case. _____

pencil
 schoolbag
 ruler
~~chair~~
 rubber
 pencil case

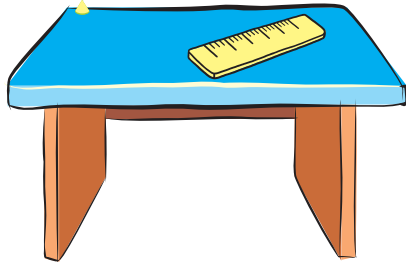
Lesson 3

1 Look and repeat:


The pencil is **in** the pencil case.




The ruler is **on** the desk.



The schoolbag is **under** the desk.



2 Look and put a tick (✓) or a cross (x):



The blue book is on the table.

The schoolbag is on the desk.

The rubber is under the table.

The white book is on the chair.

The black pen is on the chair.

The yellow book is under the table.

The green ruler is in the schoolbag.

The orange pencil is in the schoolbag.

3 Find eight school things:



4 Order the words:



1 what / this / is ? → What is this?
ruler / a / is / this

2 _____

3 red / table / is / the

4 the / pen / on / chair / is / the

5 the / book / under / the / table / is

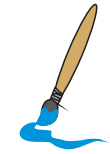
5 Look at the picture in Lesson 1. Circle the correct word:

The schoolbag is on / under the desk. The rubber is on the desk / book.

The ruler is in / under the pencil case. The pen is on the chair / desk.

The red pencil is in the pencil case / schoolbag. The chair is on / under the desk.

Let's paint the classroom!



BLUE



ORANGE



GREEN



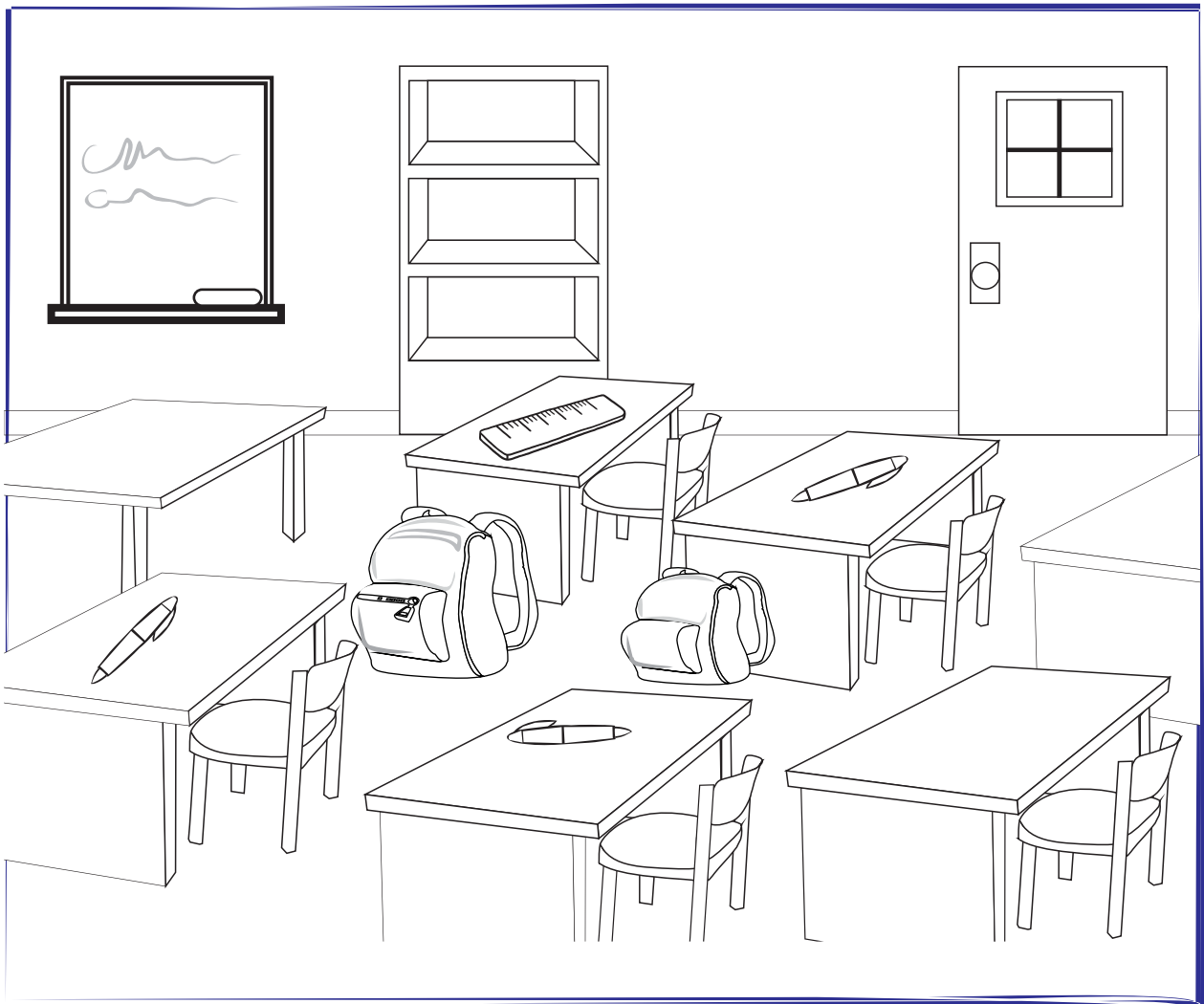
YELLOW



PURPLE



BLACK



The desks are orange.

The board is green.

The chairs are blue.

The door is yellow.

The pens are black.

The schoolbags are purple.

Lesson 4

1 Look, listen and repeat:



Teacher: Good morning, children!
Christie, **pick up** the pencil
under your book!
Jenny, **put down** the schoolbag!
Kim, **close** the window!

2 Now, it's your turn. Say and do the actions!



3 Listen to your friend and do the actions:

Pick up the schoolbag!

Put the pencil on the book!

Put down the ruler!

Put down the pencil!

Close the door!

Put the pen in the schoolbag!

Pick up the English book!

Open the schoolbag!

Put the schoolbag under the desk!

Open the window!

4 Draw and colour:


Draw a red book on the table.

Draw a blue pencil case under the table.


Draw a purple rubber on the book.

Draw a yellow pencil in the pencil case.


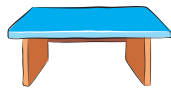















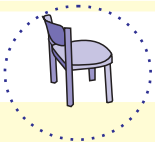


Draw an orange ruler under the table.



5 Tongue twister!



1 Look and say the object:

	A	B	C	D
1				
2				
3				
4				
5				

Example:

B and 5

Purple chair!

2 You are a teacher for a day. Sing the song with your pupils and do the actions:



Welcome to **Rainbow School**,
 Pay attention to the rule!
 Pick up the pen!
 Put down the pencil!
 And count to ten
1, 2, 3, 4, 5, 6, 7, 8, 9, 10!
 Let's do it again!

Welcome to **Rainbow School**,
 Pay attention to the rule!
 Pick up the rubber!
 Put down the ruler!
 And count to ten
1, 2, 3, 4, 5, 6, 7, 8, 9, 10!
 Let's do it again!

How I think I'm doing:



1 Look, listen and point:



Blip Blop: Who is this?

Christie: This is my brother, Kenny.
He is little. This is my sister, Kim. She
is young.



2 Listen again. Say and write YES or NO:



1 Kenny is little. _____

3

Mother is ugly. _____

2 Kim is old. _____

4


Father is happy. _____

Lesson 2

1 Listen, point and repeat:



She is beautiful.




He is happy.



He is little.



She is good.



He is old.



She is young.

2 Look and put a tick (✓) or a cross (x):



1 Brother is old.

5 Brother is little.

2 Mother is beautiful.

6 Grandma is bad.

3 Father is sad.

7 Grandpa is old.

4 Sister is young.

Lesson 3

1 Watch the video in Lesson 1 again and say:



mother

father

~~brother~~

sister

grandma

grandpa

1 He is Kenny.

He is my **brother**.

2 She is Kim.

She is my _____.

3 He is Lee.

He is my _____.

4 She is May.

She is my _____.

5 He is Chin.

He is my _____.

6 She is Min.

She is my _____.




2 Look and match. Colour the picture:

MOTHER

FATHER

SISTER



BROTHER

GRANDPA

GRANDMA

3 Take a family picture. Present your family to your classmates:

4 Find six family words:



5 Listen to your friend and do:

Draw a sad face.

Draw a happy face.

Draw an old face.

Draw a funny face.

Draw a young face.



1 Look, listen and repeat:

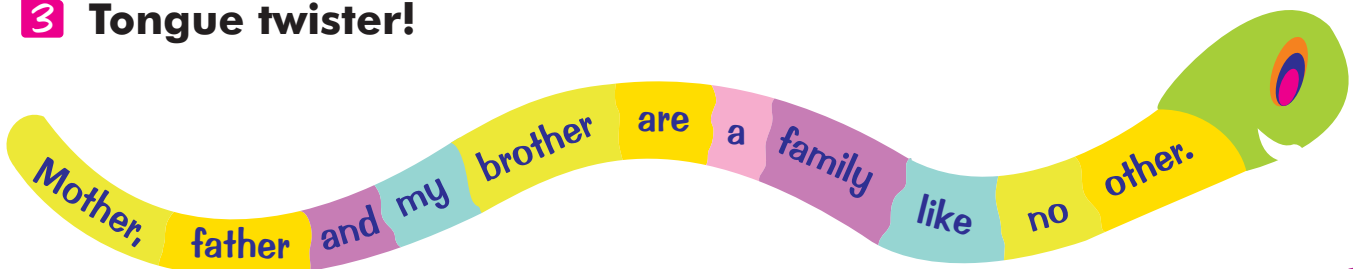


2 Look and say the objects you see:

 **Example:** This is a rubber. It is blue.



3 Tongue twister!




4 Talk about your family like this:

Example: She is my mother. She is beautiful.



5 Look at the objects in your classroom. Say:

Example: This is a pencil. It is black.



1 Look, listen and repeat:




This is my mother.
She is happy.



This is my dad.
He is young.



This is my sister.
She is beautiful.



This is my grandpa.
He is good.



This is my grandma.
She is old.



2 Look, point and match:

1 She is happy.

2 She is old.

3 He is young.

4 He is good.



How I think I'm doing:







Write about your family. Colour the pictures:



My mother is beautiful .



My father is _____ .



My grandma is _____ .



My grandpa is _____ .



My sister is _____ .



My brother is _____ .



happy

young


old

~~beautiful~~

little

good

1 Look, listen and point:



Blip Blop: This is my house. Tinny, where is mother?

Tinny: She is in the living room. She is watching TV.



Blip Blop: What is grandma doing?

Tommy: She is cooking. She's in the kitchen.

2 Look at the house. Say the rooms: *This is the bedroom.*

Lesson 2

1 Look again at Lesson 1. Match and say:




Example: She is in the bathroom.

2 Look and say:



Grandma is **cooking**.




Father is _____.



Grandpa is _____.



Sister is _____.



Mother is _____.

driving watching TV ~~cooking~~ reading brushing her teeth

3 Order the words and say the sentences:



Example:

the bathroom / in / is / she.

She is in the bathroom.

- 1 are / football / they / playing.
- 2 cooking / is / mother.
- 3 driving / is / grandpa.
- 4 TV / watching / is / father.
- 5 book / reading / sister / is / a.

4 Look at the picture in Lesson 1. Play the game with your deskmate!

Start!

1. Where is grandma?

2. What is grandma doing?

3. Where is mother?

4. What is sister doing?

5. Where is the car?

Finish!

Start!

1. Where is grandpa?

2. What is mother doing?

3. What colour are the trees?

4. Where is father?

5. What is father doing?

Finish!

1 Look, listen and point:

bed

lamp

sofa

TV

carpet

window

bed

mirror

toilet

fridge

cooker

table

chair

Blip Blop: Where is my bed, Tommy?
Tommy: It's in the bedroom, in front of the desk.

2 Look, ask and answer:



Example:

You: Where is the *fridge*?


Your friend: It's next to the cooker.

You: Well done!


bed table ~~fridge~~
 cooker mirror

Lesson 4


1 Look, listen and repeat:



The fridge is **next to** the cooker.



The window is **behind** the sofa.




The carpet is **in front of** the bed.

2 Look at Lesson 3. Read and circle:

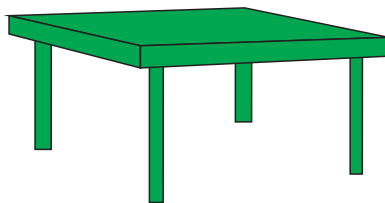


- 1 The bed is in front of next to the desk.
- 2 The cooker is *behind* / *next to* the fridge.
- 3 Tinny is *on* / *under* the table.
- 4 The mirror is *next to* / *on* the wall.
- 5 The flowers are *on* / *in* the vase.
- 6 The window is *behind* / *on* the sofa.


3 Read, draw and colour:



Draw a red ball
in front of the sofa.



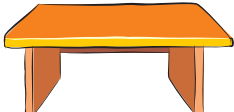

Draw a blue ball
under the table.

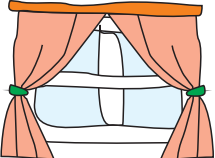




Draw a pink ball
next to the bed.

4 Look at the pictures and write the words:

This is my room. It is _____  . The bed is in front of

the _____  . It is _____  . The desk is next

to the _____  . The chair is under the _____  .

It is _____  .

5 Look at Exercise 4. Talk about your room:

6 Odd-one-out!

in front of

behind

door

next to

bedroom

kitchen

chair

garage

sleeping

cook

reading

washing

cooker

bed

desk

chair

fridge

sofa

lamp

TV

1 Listen and sing:





- 1 Where is father, where is father?
He is here, he is here,
Sleeping in the bedroom, sleeping in the
bedroom,
Shhhh, shhhh, shhhh!
- 2 Where is mother, where is mother?
She is here, she is here,
Cooking in the kitchen, cooking in the kitchen,
Yum, yum, yum!
- 3 Where is sister, where is sister?
She is here, she is here,
Washing in the bathroom, washing in the
bathroom,
Splash, splash, splash!
- 4 Where is brother, where is brother?
He is here, he is here,
Playing in the garden, playing in the garden,
Yeey, yeey, yeey!



2 Colour the house.


1 Look, say and guess:



Example:

You: He is in the living room.
He is reading a blue book.
Who is this?

Your friend: It's father.



2 Look at the pictures in Exercise 1.

Read and tick (✓) YES or NO:

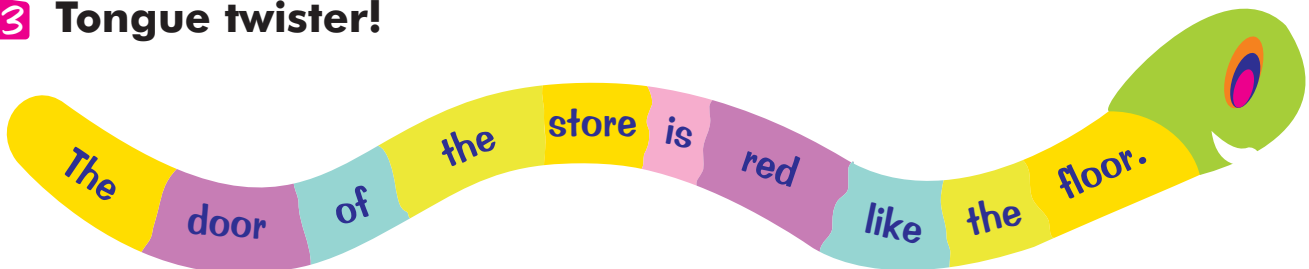


- 1** Jenny is playing with the cat.
- 2** Mother is brushing her teeth.
- 3** Grandma is cooking.
- 4** Father is reading a blue book.
- 5** Blip Blop is driving a blue car.
- 6** Sister is playing with the dog.

YES

NO

3 Tongue twister!



How I think I'm doing:



1 Look, listen and point:



Blip Blop: I like the robot and the train.
But my favourite is this football. It's small.



2 Listen and answer the question: What is Jenny's favourite toy?



1 the doll

2 the camera

3 the robot

3 Look again at the picture and say:

Example: Where is the dog?
The dog is next to the doll.

- 1 Where is the teddy bear?
- 2 Where is the doll?
- 3 Where are the games?
- 4 Where is the red car?
- 5 Where is the green car?
- 6 Where is the robot?
- 7 Where is the purple ball?
- 8 Where is the train?

4 Look again and say:

Example: The teddy bear is **under** the robot.

- 1 The doll is _____ the dog.
- 2 The games are _____ the doll.
- 3 The red car is _____ the doll's house.
- 4 The green car is _____ the teddy bear.
- 5 The purple ball is _____ the table.
- 6 The red train is _____ the table.

in front of
on
next to
under

5 Look and draw:

a black car on the desk
a green ball next to the robot
a red robot next to the games
a brown teddy bear under the doll



1 Look and count. Write the number in the box:



kites

balls

cars

dolls

2 Look again at the picture. Guess the toys:



Example: It's green. It's on the chair. R O B O T

1 It's yellow and red. It's in front of a ball. _____

2 It's brown. It's under the table. _____

3 It's blue, yellow and pink. It's in the tree. _____

4 They are green, orange and blue. They are next to the teddy. _____

doll
-robot
teddy
kite
games

1 Look, listen and point:

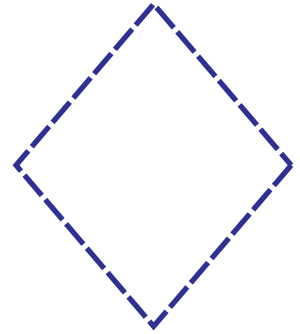
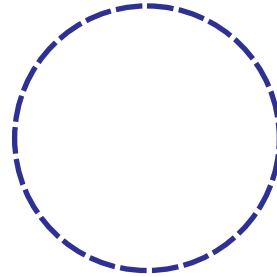

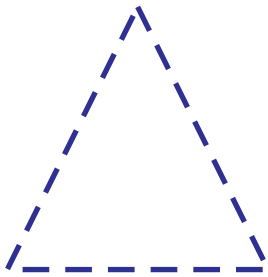


Jenny: I spy with my little eye... a diamond in the bedroom.
Blip Blop: It's a kite! My turn. I spy with my little eye... a green square in the living room.

2 Look again at the picture. Point and repeat:

- | | |
|-------------------------------|-------------------------|
| 1 The kite is like a diamond. | 3 The ball is round. |
| 2 The mirror is like a heart. | 4 The camera is square. |

1 A. Match the names to the shapes:



circle

triangle

square

diamond

B. Read and colour:

Colour the triangle blue.
Colour the circle red.

Colour the square green.
Colour the diamond pink.

2 Count and say the shapes:



circle

triangle

square



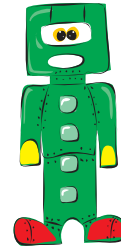
diamond

1 Listen and sing!




I play with my little train
 You play with your funny doll,
 I play with my teddy
 And you with your ball,
 We play together for fun.

Where is my funny robot?
 Where is your little kite?
 Let us play together
 Make the house alive!
 We play together for fun.






















































2 Look at the lines. Draw the toy:


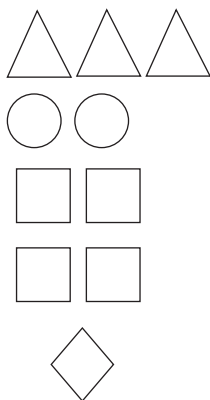
3 Look and say:

Example: A and 1 is a red heart.

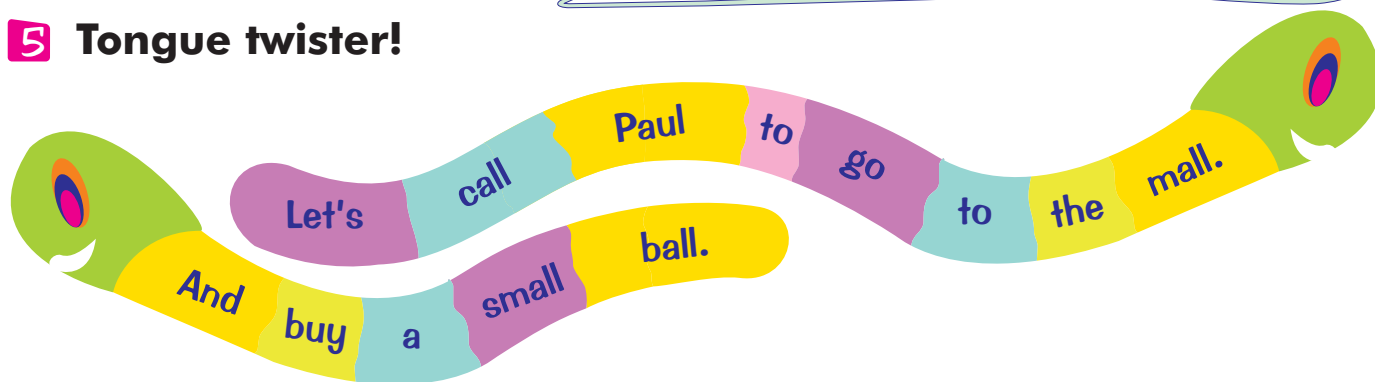
	1	2	3	4	5
A		 	 	  	   
B			 	   	   
C		  	 	  	   
D		  	  	  	   

4 Draw a robot:

Use:



5 Tongue twister!









1 Play in teams!

You: I spy with my little eye... a green square on the bed.

Classmate: It's the robot's head!



2 What do you see? Look at the example in the first box. Fill in the missing words.

 three red hearts	 _____ blue diamonds	 _____ yellow circles
 _____ blue squares	 _____ orange hearts	 _____ green diamonds

How I think I'm doing:



1 Look, listen and point:



Christie: I have got black hair.
It's long.

Blip Blop: I have got a big tummy.
But I'm not fat!




2 Listen again and circle the correct answer:



Blip Blop has got *short* / *long* hair.
Christie has got *black* / *blue* hair.

Blip Blop has got *big* / *small* eyes.
Christie is *fat* / *slim*.


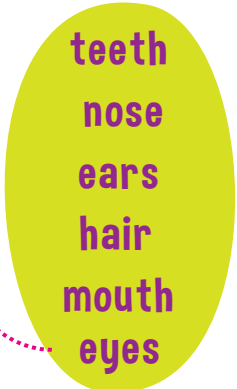
1 Listen, point and match:



2 Look, read and write the correct word:



- 1 Blip Blop has got blue _____ .
- 2 Christie has got long _____ .
- 3 Blip Blop has got a small _____ .
- 4 Christie has got white _____ .
- 5 Blip Blop has got big _____ .
- 6 Christie has got a red _____ .



Lesson 3

1 Look, point and say:



beautiful doll



ugly doll



big car



small car



fat teddy



slim teddy




long train



short train







2 Read and write the letters for the pictures.



- 1 I have got long hair, blue eyes and a big nose.
- 2 I am yellow. I am short. I've got two diamonds.
- 3 I am green. I am small. I've got two hearts.
- 4 I have got blue eyes, a small nose. I am fat.
- 5 I have got blue eyes, a small nose. I am slim.
- 6 I am pink. I am big. I've got one heart.

C

3 Look and put a tick (✓) or a cross (X):

						
my father		✓	✓		✓	
my mother						
my friend						

4 Look at the table in Exercise 3 and say:

Example:

My father has got a small nose, big eyes and short hair.

5 Look and say:

Example:

You: I have got a dog.

Your friend: It's number 2.


You: Yes, it is.

You: I have got three balls.


Your friend: It's number 3.

You: No, it isn't. It's number 5.


1




2




3



4



5



1 Look, listen and point:



Jenny: Hands down and touch your knees!

Blip Blop: Ouch! My tummy!



2 Say YES or NO:

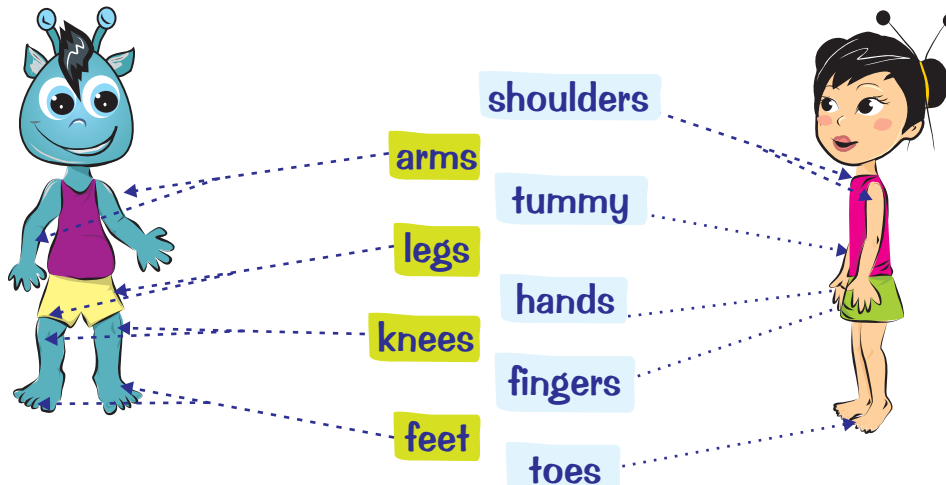


- 1** Hands down and touch your nose!
- 2** Close your eyes and touch your toes.
- 3** Bravo! Well done, Jenny!
- 4** Ouch, my head!

NO

3 Listen again and do the actions!

1 Look, point and repeat:



2 Speedy's body! Look, write and say:

Speedy has got 3 eyes.
 Speedy has got _____ legs.
 Speedy has got _____ arms.
 Speedy has got _____ fingers.
 Speedy has got _____ toes.
 Speedy has got _____ hands.




3 Listen, sing and do the actions!




Head, shoulders, knees and toes
 Knees and toes
 Head, shoulders, knees and toes
 Knees and toes

And eyes, and ears, and mouth
 And nose
 Head, shoulders, knees and toes
 Knees and toes



4 Look and match:



shoulders

knees

tummy

fingers

toes




arms

knees

legs

feet



5 Look and circle:



toes / nose

hand / head

ears / eyes

legs / neck

foot / teeth

feet / legs

6 Do the actions:

- 1 Stand up!
- 2 Sit down!
- 3 Close your eyes!
- 4 Hands on the head!
- 5 Hands on the knees!
- 6 Count to six!


- 7 Hands up!
- 8 Open your mouth!
- 9 Show your teeth!
- 10 And say cheese!
- 11 Hands down!
- 12 Clap your hands!

How I think I'm doing:



1 Draw and colour the monster. Follow the instructions and give him a name:

- a diamond head
- three eyes
- a small nose
- a big mouth
- an orange face
- a short neck
- a square body
- four arms
- blue hands
- three fingers
- two legs
- two feet
- six toes
- a big heart



It is a good monster.

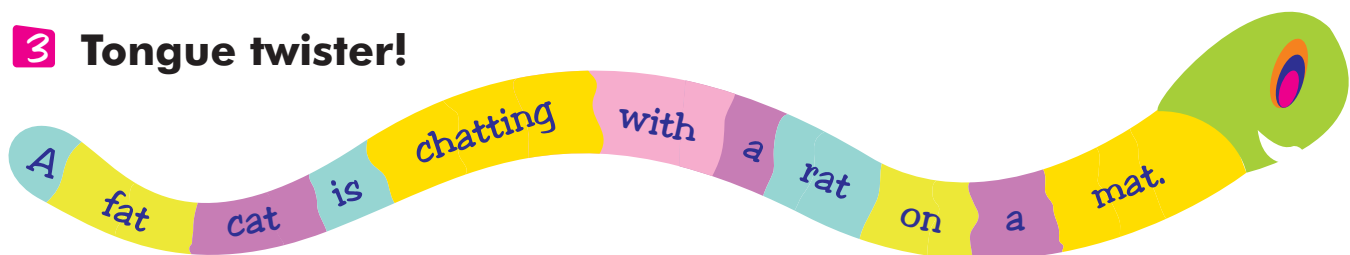
2 Cross and correct the mistakes:



- 1 The monster has got ~~two~~ eyes.
- 2 The monster has got a small mouth.
- 3 The monster has got three legs.
- 4 The monster has got a small heart.

three

3 Tongue twister!



1 Look, listen and point:



Blip Blop: Oh, what's this?

Tommy: A horse. And this is a cow next to the horse. It has got a fat body and a big head.




2 Look and circle:


- 1 This is a *farm* / *house*.
- 2 The *cow* / *hen* is next to the horse.
- 3 The *hen* / *duck* is on the pond.
- 4 Blip Blop loves *ducks* / *pigs*.

Lesson 2


1 Look at the pictures. Read and match:




COW



DUCK



PIG



HORSE



1. It has got four legs and a fat body. It's brown.

2. It is in front of the barn. It's brown and white.

3. It is white. It has got a small head, a small body and two legs. It is on the pond.

4. It has got a fat body. It has got small ears and short legs. It's pink.

2 Look and say. Use the words:



Example: **You:** It has got a *slim body*, four legs and *long ears*. What is it?

Your friend: It's a rabbit.

slim / fat body


small / big head

long / short legs


short / long ears

Lesson 3


1 Look, count and write. How many animals have they got?




Jenny has got *one* sheep and *five* rabbits.



Blip Blop has got _____ cows, _____ pig and _____ fish.



Tommy has got _____ fish and _____ horses.



Christie has got _____ chickens, _____ rabbits and _____ pig.

2 Look at Exercise 1. Talk to your friend. Guess who it is!

Your friend: I've got one sheep and five rabbits.

You: You're Jenny!

3 Look and fill in:



brown eyes legs nine long Bobby long

My favourite pet

Hello! My name is _____ . I am _____ years old.

I have got a pet. It is _____ .

It has got two _____ legs and two short _____



It has got brown _____ and _____ ears.



What is my favourite pet?









It is a _____ .

a cat

b rabbit

c dog

4 Do the crossword! Use the animals in the pictures:

1 Look, listen and point:



Blip Blop: What's the cat doing?
Tommy: It's playing with a toy mouse. And the dog is sleeping next to the puppies.




2 Listen, read and circle YES or NO:



- | | | |
|---|------------------------------------|----------|
| 1 | The parrot is sleeping. | YES / NO |
| 2 | The fish is swimming. | YES / NO |
| 3 | The cat is playing with the mouse. | YES / NO |
| 4 | The dog is singing. | YES / NO |

1 Draw your favourite pet. Circle and fill in:

It is **big** / **small**. It is _____ (colour). It has got _____ legs.



2 Sing the song!



- | | |
|---|--|
| <p>1 The puppy's in the yard,
The puppy's in the yard,
Hey, ho the derry oh
The puppy's in the yard.</p> <p>2 The sheep is in the barn,
The sheep is in the barn,
Hey, ho the derry oh,
The sheep is in the barn.</p> | <p>3 The cats are on the roof,
The cats are on the roof,
Hey, ho the derry oh,
The cats are on the roof.</p> <p>4 The hens are on the fence,
The hens are on the fence,
Hey, ho the derry oh,
The hens are on the fence.</p> |
|---|--|

3 Circle the pets:

- 1** I have got a doll / parrot.
- 2** You have got a cat / car.
- 3** I have got a fish / train.
- 4** You have got a puppy / bike.

4 Look at the image in Lesson 4 and match:




Example: The parrot is **singing**.

- 1** The cat is _____.
- 2** The dog is _____.
- 3** Tommy is _____ to Blip Blop.
- 4** Grandma is _____ on the sofa.
- 5** The fish is _____.

playing
swimming
sitting
talking
sleeping
~~singing~~


5 Play the mime! Guess the animal and the action:

A mouse
is dancing.




A fish is reading
a book.

A parrot is
eating pizza.




A dog is
playing
football.




A pig is
sleeping on the sofa.

1 Read and write the numbers. Then, say:


Grandpa has got a farm. He has got **two**




_____  and _____




Grandma has got _____



, _____




and _____



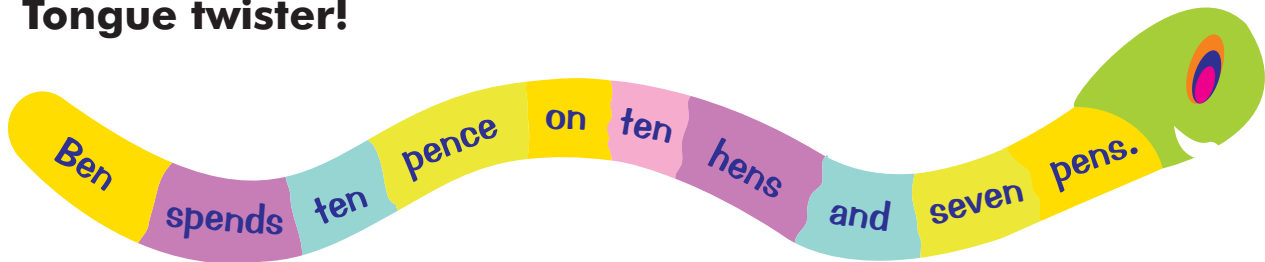
2 Circle the right words:



- 1 The sheep is white / blue.
- 2 The cow is big / small.
- 3 The horse is brown / black.
- 4 The cat has got long / short legs.
- 5 The dogs are playing / sleeping.



3 Tongue twister!



How I think I'm doing:



1 Look, listen and point:



Jenny: Blip Blop, where are you?



Blip Blop: I am in the tree, next to the parrot.



Jenny: Tommy and Christie are on the elephant, in front of the crocodiles.



2 Put a tick (✓) or a cross (X):



1 The elephant is in front of the giraffe.




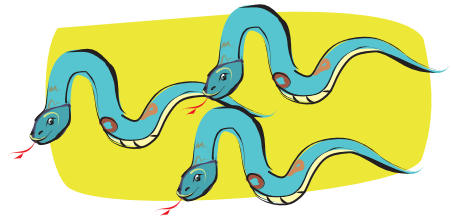

2 Jenny is on the zebra next to the tree.

3 Blip Blop is in the tree next to the monkey.

3 Look, say and guess the animal:

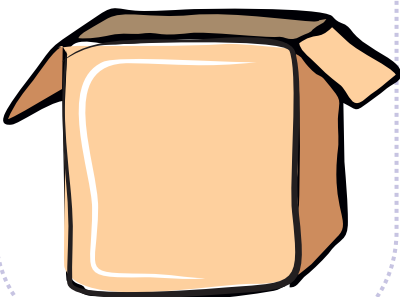
Example:

They are big. They are black and orange.
They have got four legs.
They are TIGERS.



4 Look, draw and colour:


A black snake
with green eyes
in the box.



A yellow monkey with
green legs under
the tree.




A pink monkey with
big ears on the bed.



Lesson 2

1 Help the monkey get to the bananas! Follow the animals:



2 Look at the pictures above. Then, talk to your deskmate like this:

Example:

You: What are your favourite animals?

Your friend: My favourite animals are: the lion and the tiger.

1 Look, listen and point:








Teacher: Can monkeys swim?
Blip Blop: They can.
They can jump, too.

2 Write True (T) or False (F):

1 Monkeys can swim.

2 Monkeys can jump.

1 A. Put a tick (✓) or a cross (X):

CAN					
JUMP	✓				
RUN	✓				
SWIM	✓				
FLY	X				
CLIMB	✓				

B. Now talk to your deskmate:


You: The lion can jump and run. It can swim and climb.

Your friend: The monkey can _____.


2 Circle the correct word:



- 1 The giraffe can *run* / *climb*.
- 2 The crocodiles can *fly* / *swim*.
- 3 The tiger can *climb* / *fly*.
- 4 The sheep can *run* / *climb*.
- 5 The monkey can *jump* / *fly*.
- 6 The dog can *run* / *climb*.
- 7 The cat can *climb* / *fly*.
- 8 The seals can *clap* / *run*.



1 Join the dots and colour the animals:



2 Look and listen. Match the lines with the pictures in Exercise 1:



- A** Can you see the mighty lions?
They can run and they have fun.
Can you see the mighty lions?
They can run and they have fun.
- B** Can you see the funky monkeys?
They can jump and they have fun.
Can you see the funky monkeys?
They can jump and they have fun.
- C** Can you see the funny parrots?
They can fly and they have fun.
Can you see the funny parrots?
They can fly and they have fun.
- D** Can you see the fancy seals?
They can swim and they have fun.
Can you see the fancy seals?
They can swim and they have fun.

3 Now sing the song and clap your hands!

4 Look and mime the actions:

Run like a lion!



Jump like a tiger!



Swim like a fish!



Climb like a monkey!



Fly like a parrot!



5 Look and circle the correct word:



- | | |
|---------------------------------------|------------------------------------|
| 1 A pig can <u>swim</u> / fly. | 6 A sheep can climb / walk. |
| 2 A horse can run / climb. | 7 A duck can swim / climb. |
| 3 A fish can walk / swim. | 8 A cow can walk / jump. |
| 4 A cat can jump / fly. | 9 A rabbit can jump / fly. |
| 5 A parrot can fly / swim. | 10 A mouse can run / fly. |

6 Look and write True (T) or False (F):



Example: The duck can run and jump. **F**

- | | |
|---|--|
| 1 The giraffe can run and walk. <input type="checkbox"/> | 4 The cat can run and climb. <input type="checkbox"/> |
| 2 The seal can clap and swim. <input type="checkbox"/> | 5 The snake can run and fly. <input type="checkbox"/> |
| 3 The horse can run and walk. <input type="checkbox"/> | 6 The mouse can run and climb. <input type="checkbox"/> |





1 Write about your friends. Put a tick or a cross:

NAME	Friend 1:	Friend 2:	Friend 3:	Friend 4:	Friend 5:
Can CLIMB?	✓				
Can RUN?	✓				
Can SWIM?	X				
Can JUMP?	✓				
Can FLY?	X				
Can CLAP?	✓				

2 Now, tell the class what your friends can do.

Example: Carmen can climb, run, jump and clap.
Andrew can ...

3 Guess the animal and write the letter:




1 It has got a big body, big ears and a long nose.

2 It has got a small body, a small head and two legs.

3 It has got a big body, small ears and a long neck.

- B
-
-

4 Tongue twister!



How I think I'm doing:



1 Look, listen and point:



I'm in a shop with toys.

Blip Blop, where are you?

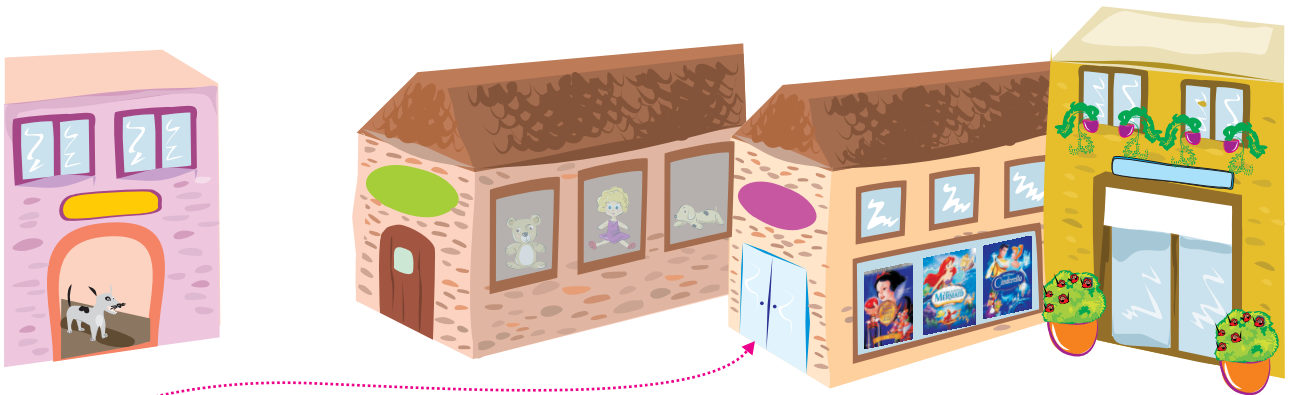
Lesson 2

1 Listen again. Write True (T) or False (F):



- 1 Blip Blop is in the shop behind the supermarket.
- 2 Tommy is in the street.
- 3 The pet shop is next to the park.
- 4 The dog is behind Blip Blop.

2 Match the words to the pictures:



CINEMA

SUPERMARKET

PET SHOP

TOY SHOP

3 Help Blip Blop find these things! Match and write:

Example:



I want new toys!



Go to the toy shop.

Blip Blop: I want a book!

You: Go to the _____.

A. PET SHOP

Blip Blop: I want dog food!

You: Go to the _____.

B. SCHOOL




Blip Blop: I want to study English!

You: Go to _____.

C. BOOKSHOP

4 Tell your friend where you find it:

Example: You find kites at the toy shop.



5 Fill in the words from the list:



- chickens elephants books
~~parrots~~ dog food teddy bears

Example: You find *parrots* at the pet shop.

- 1 You find _____ at the bookshop.
- 2 You find _____ at the pet shop.
- 3 You find _____ at the toy shop.
- 4 You find _____ at the zoo.
- 5 You find _____ on the farm.

6 Talk to your friend like this:

Example:

You: Jenny, where are you?

Your friend: I'm in the purple shop.

You: It's the pet shop!



Lesson 3

1 Look, listen and repeat:



Blip Blop is **next** to the house.



Blip Blop is **behind** the tree.



Blip Blop is **in front** of the house.

2 Look at the picture. Answer the questions:

Example:

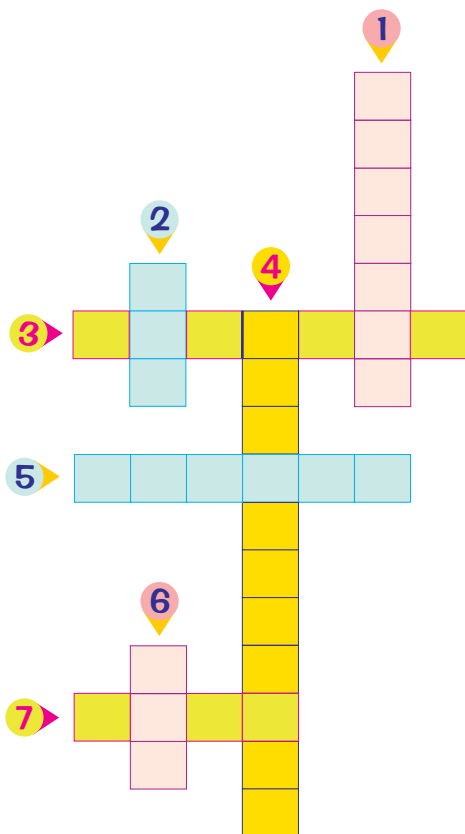
Where is **the park**?
It's **behind** the school.



- 1 Where is the car?
- 2 Where is the supermarket?
- 3 Where is the cat?
- 4 Where are the dolls?
- 5 Where is the zoo?

It's _____ the bank.
It's _____ the cinema.
It's _____ the pet shop.
They're _____ the toy shop.
It's _____ the bookshop.

3 Look again at Exercise 2. Guess the buildings:



Down


- 1 It's next to the toy shop.
- 2 It's behind the bank.
- 4 It's next to the cinema.
- 6 It's in front of the bank.

Across

- 3 It's next to the pet shop.
- 5 It's in front of school.
- 7 It's behind the school.

4 Look, read and draw:

- 1 Draw a blue car behind a tree.
- 2 Draw a red bird in the tree.
- 3 Draw a teddy bear in front of the tree.
- 4 Draw a ball next to the car.



1 Look, listen and point:



Teacher: Jenny, where is your house?

Jenny: It's behind the toy shop. It's the red house on the map.

2 Talk about your room. Where are your toys and your school objects?

Example: My books are in the schoolbag.
The schoolbag is on the desk.

3 Talk about your house.

Example: My house is in front of the supermarket.



1 Choose the correct words, say and write:



1 You: I want a teddy bear, a train and a ball.

Your friend: Go to the _____.

- a toy shop
- b zoo
- c bookshop

2 You: I want a cat, a fish and a parrot.

Your friend: Go to the _____.

- a school
- b pet shop
- c park

2 Order the words. Make sentences:



Example: in shop cat is the pet the → The cat is in the pet shop.
cinema of the front in is the car.

Rainbow is behind the park School.

the toy pet shop next shop to is the.



How I think I'm doing:



1 Complete the letter with true things about you:

2 Stars, Milky Way

Dear Blip Blop,

My name is _____. I am ____ years old.

I live in _____, Romania.

I have got _____ hair and _____ eyes.

My house is big / small. It's next to the _____.

My favourite colour is _____ and my favourite toy is _____.

That's all about me. I want to be your friend.

Love,

2 Listen to the song! Fill in the missing words:



play books toys come zoo

_____ in the toy shop


Say "Come and _____!"

_____ in the library

Say "_____ and read!"

Monkeys at the _____

Say "Come and visit!"



3 Tongue twister!



1 Listen and point:



Teacher: Tommy has got five yellow cars, four red buses and one blue train.

How many toys has Tommy got?

Christie: Tommy has got ten toys.



2 Listen and write the numbers:






1 Tommy has got _____ yellow cars, _____ red buses and _____ blue train.

2 Blip Blop has got _____ bikes and _____ trains.

Lesson 2


1 Look and say:

Example: I have got a train.
It is blue.




2 Look and say how old they are:

Example: Tom is six.
He has got green eyes and brown hair.




Lesson 3


1 Look and match:



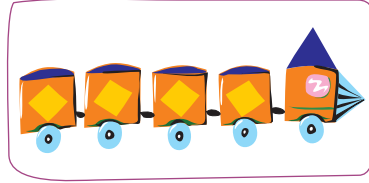
plane




car



bike

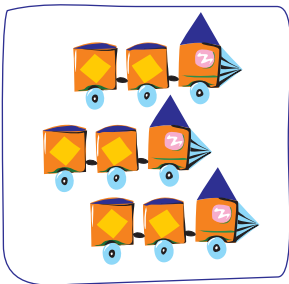



bus

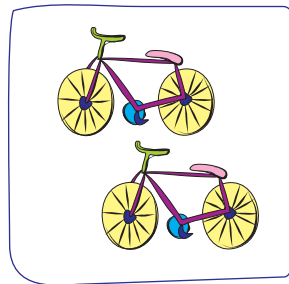


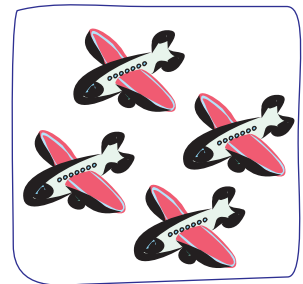
train

2 How many toys do you see? Count and write.






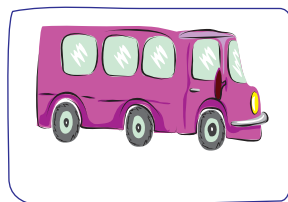
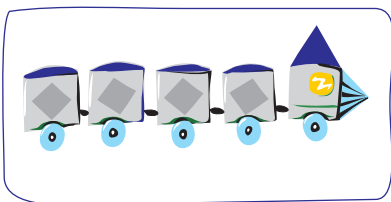
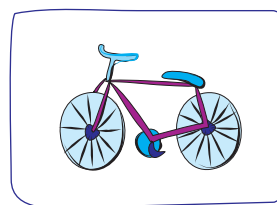

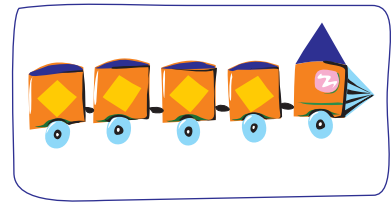






3 Guess the object! Look and say:


You: It's red.

Your friend: It's the car!



4 Solve the problem!

Tommy has got one green train.
Jenny has got two beautiful dolls and a red camera.
Blip Blop has got a blue car and a yellow bike.
Christie has got two teddy bears and two kites.



How many toys have the children got ?
They have got _____ toys.

5 Look at Exercise 4. Talk to your deskmate. Guess who it is!

You: How many toys have you got?
Your deskmate: I've got three toys.
You: You're Jenny!



1 Look, listen and point:



Tommy: How do you get to the park?
Blip Blop: By bike.

2 Listen and match:

1 How do you get to the park?

By bus.

2 How do you get to the cinema?

By bike.

1 Tick the right box:

TRANSPORT	Hawaii	park	Braşov	school	Japan
by train					
by plane					
by bike					
on foot					





You: How do you get to Hawaii?

Your friend: By plane.


2 Look and say:

Example: I have got a car and a bus.

The car is yellow and the bus is red.



3 Tongue twister!



How I think I'm doing:



1 Sing the song!



This is the way I go by car, I go by car, I go by car
This is the way I go by car,
To the right and left.



This is the way I go by bus, I go by bus, I go by bus
This is the way I go by bus,
To the right and left.



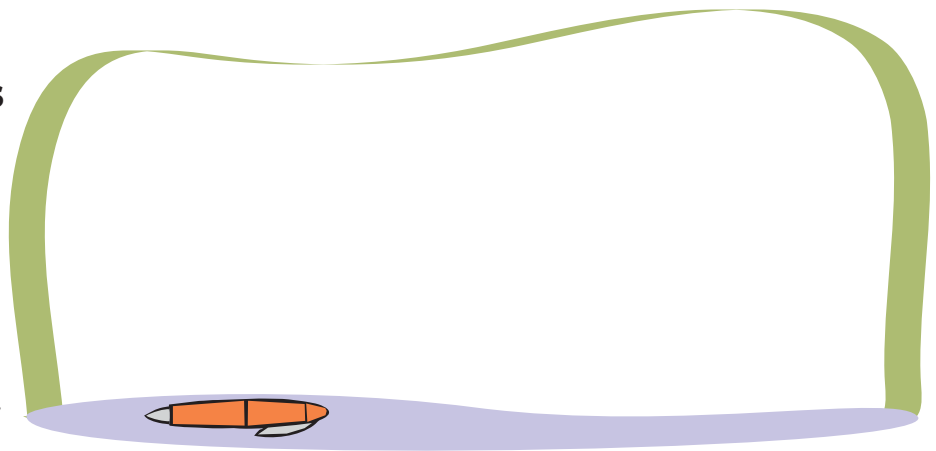

This is the way I go on foot, I go on foot, I go on foot
This is the way I go on foot,
To the right and left.




2 Find five means of transport. Write the names.

S	F	U	E	U	H	R	F
V	E	P	T	A	X	I	H
A	B	L	R	O	X	B	S
Y	U	A	A	O	Z	I	Z
F	S	N	I	T	G	K	A
S	D	E	N	D	C	E	E
I	H	E	C	P	G	J	Y
J	G	J	Q	X	C	A	R

3 Draw your favourite means of transport!



4 Put the words in the correct box:



TOYS	TRANSPORT	HOUSE

5 Look and say the means of transport:

by car by bus ~~by bike~~ on foot by train by plane



Example: Your mother goes to the bookshop **by bike**.

- 1 Your father goes to the cinema _____ .
- 2 Your sister goes to school _____ .
- 3 Your grandma goes to the supermarket _____ .
- 4 Your brother goes to London _____ .
- 5 Your grandpa goes to Braşov _____ .

1 Look, listen and point:




2 Listen and say TRUE (T) or FALSE (F):

- | | | | |
|---|----------------------|---|----------------------------------|
| 1 | Grandpa is cooking. | 3 | Tinny is dancing. |
| 2 | Grandma is cleaning. | 4 | Blip Blop is listening to music. |



Lesson 2

1 Look, listen and point:



dancing

cooking

playing football

drinking tea

2 Read and match:



Example: Grandpa is reading a book.

- 1 My sister is _____ to music.
- 2 I am _____ with my robot.
- 3 I am _____ football.
- 4 My brother is _____ Tom and Jerry.

—reading—

listening


playing

playing

watching


3 Look and say:

Example: She is eating.



Lesson 3

1 Look, listen and point:



run

swim

~~jump~~

climb

play

2 Look at the picture again and say:

Example: The horse is running.

swimming

flying

talking


~~running~~

playing

jumping

climbing

3 Tongue twister!



4 Look and say YES or NO:

- 1 I can fly a kite in the park.
- 2 I can ride a bike in the park.
- 3 I can sleep in the park.
- 4 I can dance in the park.
- 5 I can run in the park.
- 6 I can play computer games in the park.

Example:

I can listen to music in the park. YES


5 Look and circle:



Example: You can swim in the water / house.

- 1 You can brush your teeth with a pencil / toothbrush.
- 2 You can play football with an orange / a ball.
- 3 You can run in the bed / park.
- 4 You can wash your face with lemonade / water.

6 Look again at Exercise 1. Match the animals with the sentences:



It is swimming in the pond.

It is playing with a ball.

It is running in the park.

It is climbing a tree.

It is jumping.

1 Look, listen and point:



2 Listen again and say TRUE (T) or FALSE (F):



- 1 Mother is eating.
- 2 Father is waving.

- 3 Grandma is drinking.
- 4 Grandpa is reading.

1 Fill in the missing words. Then, say the poem.

Look at me!
I'm *climbing* a tree.

reading ~~climbing~~
drinking eating waving

Look at my grandma!
She's _____ tea.



Look at my grandpa!
He's _____ a book.



Look at my mother!
She's _____ a pie.



Look at my father!
He's _____ goodbye!

2 Choose an action. Mime it in front of the class.

Example: climbing a tree

Classmates: You're climbing a tree!

1 running in the park

5 flying with Blip Blop

2 jumping on the bed

6 playing football

3 eating ice-cream

7 reading a book

4 swimming in the sea



How I think I'm doing:



1 Look and say:

tree ball ~~park~~ sofa book grass kitchen garden living room



- 1 I am sitting on the _____ .
- 2 I am reading a _____ .
- 3 I am sleeping on the _____ .
- 4 I am playing with a _____ .
- 5 I am cleaning the _____ .
- 6 I am dancing in the _____ .
- 7 I am climbing a _____ .
- 8 I am running in the _____ .

Example:

I am running in the park.

2 Speak to your classmate:

Example: I can read a book, run in the park,
What can you do?

read a book

climb a tree

jump in the pool

watch TV

run in the park

clean the house

swim in the pool

play computer games

3 Look and correct!

Example:

I am *reading* the kitchen.  **cleaning**

- 1 Blip Blop is cooking a book. _____
- 2 Tommy is drinking games. _____
- 3 Jenny is running to music. _____
- 4 Father is flying with mother. _____

playing
~~cleaning~~
dancing
listening
reading

4 Play and say!

START

1

What colour is the snake?



2

What are the parrots doing?




3

Count from 1 to 10



4

Where are the lions sleeping?



5

How many penguins are dancing?



7

Who is the elephant washing?



Who is clapping?



8

Go back to START

What are the monkeys doing?

9

FINISH 10

1 Look, listen and point:



Dear Blip Blop,




We are at the seaside.
We surf and
make beautiful
sandcastles every
day. We swim and play.

Love,
Jenny

Post
Card



To: Blip Blop



2 Listen and say True (T) or False (F):



1 We surf every day.

3 We swim and play.



2 We make sandcastles every day.

Lesson 2

1 Look and name the activities:



2 Talk to your friend. Tick (✓) or cross (X).

At the seaside	surf?	swim?	make sandcastles on the beach?	eat ice-cream?	drink lemonade?
You					
Your friend					

Example:

You: I surf and swim. I eat ice-cream and drink lemonade.

What do you do at the seaside?

Lesson 3

1 Tick (✓) or cross (X) for you.



	wash my face	brush my teeth	go to school	play football	eat pie
IN THE MORNING					
IN THE AFTERNOON					
IN THE EVENING	X	✓	X	X	✓

Example: In the evening I eat pie.

2 Cut the odd word out:

Example

ugly
slim
good
green

surf

swim

play

sit down

kite

plane

school

doll

bike

bus

plane

robot

bus

cinema

pet shop

supermarket

rabbit

monkey

horse

sandcastle

1 Look, listen and point:



Dear Jenny,

We are in the mountains. We ski and skate every day. We play in the snow.

Love,
Blip Blop

Post
Card



To: Jenny

2 Read and write True (T) or False (F):

1 We ski every day.

2 We skate every day.

3 Look and name the activities:



4 Talk to your friend. Tick (✓) or cross (X) for you.

In the mountains	ski	skate	play in the snow	make snowmen	eat pizza
You					
Your friend					

Example:

You: I skate and play in the snow. I eat pizza.

What do you do in the mountains?

1 Look and match:



ski

play

wash your face

skate



brush your teeth

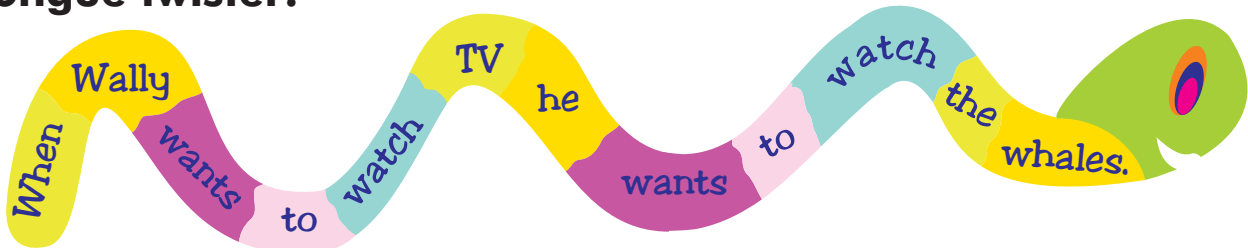


2 Write a postcard to your favourite cartoon character. Talk about fun activities.

Dear _____, _____

 _____.

3 Tongue twister!



4 Look and write:



Example: I can play tennis.

- I can _____ a horse.
- I can _____ a bike.
- I can _____ my teeth.
- I can _____ my face.
- I can _____ football in the park.



5 Look at the secret code and guess the words:

@	😊)	♥	€	♦	♠	🎵	!	🎵	*	£	♣
A	B	C	D	E	F	G	H	I	J	K	L	M
■	∞	😊	&	≡	\$	—	∩	▼	▼	Ω	△	Σ
N	O	P	Q	R	S	T	U	V	W	X	Y	Z

Example: !@♣ 😊£!😊 😊£∞😊 → I am Blip Blop.

! 😊 ≡ ∩ \$ 🎵 ♣ △ — €€ — 🎵 €▼€ ≡ △ ♥@△.

△∞∩ 😊£@△ !■ —🎵€ 😊@≡*.

6 Now write a secret sentence for your friend!

How I think I'm doing:



1 Sing with Blip Blop!



This is the way **I brush my teeth**

Brush, brush, brush, brush, brush, brush.

This is the way **I wash my face**

Wash, wash, wash, wash, wash, wash.

This is the way **I get dressed**

Dressed, dressed, dressed, dressed, dressed, dressed.

This is the way **I walk to school,**

Walk, walk, walk, walk, walk, walk.

This is the way **I play in the park,**

Play, play, play, play, play, play.

This is the way **I go to sleep,**

Sleep, sleep, sleep, sleep, sleep, sleep.



Final Revision

1

1 Fill in the words: (10 points)

name

hello

Christie

you

is

Blip Blop: " _____ ! I am Blip Blop. What is your _____ ?"

Christie: "I am _____. And this _____ Jenny. Nice to meet _____ !"

2 Write the missing letters: (10 points)

O _ E

F _ _ R

T _ _ E _

S _ _ _ N

S _ X

T _ _

F _ _ E

T _ O

N _ _ E

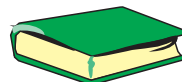
E _ G _ T

3 Look and circle: (5 points)

1 This is a pen / pencil.



2 This is a bookcase / book.



3 This is a basket / schoolbag.



4 This is a ruler / rubber.




5 This is a pencil case / pencil.




4 Look and circle: (5 points)

- 1 The ruler is **on / under** the desk.
- 2 The pencil is **in / on** the pencil case.
- 3 The schoolbag is **on / under** the desk.
- 4 The lamp is **next to / behind** the desk.
- 5 The mirror is **next to / under** the lamp.




5 Look and put a tick (✓) or a cross (X): (4 points)

MOTHER



She is beautiful.

FATHER



He is happy.

GRANDMA



She is young.

GRANDPA



He is old.

6 Look and circle: (5 points)

- 1 Blip Blop has got big **eyes / ears**.
- 2 Blip Blop has got a **big / small** tummy.
- 3 Jenny has got a **big / small** nose.
- 4 Tommy has got **long / short** hair.
- 5 Christie is **beautiful / ugly**.

7 Look and match: (4 points)

- 1 I go to school
- 2 I go to India
- 3 I go to Braşov
- 4 I go to the park

by bike
by train
on foot
by plane

8 Read and guess the animals: (3 points)

It has got four legs and a fat body.
It has got two small eyes and a big nose.
It is pink.

It has got a small body, small head and two short legs.
It is on the pond.

It has got four legs and two long ears.
It is white or grey.

9 Fill in the words: (4 points)

- 1 The cinema is _____ the supermarket.
- 2 The pet shop is _____ the toy shop.
- 3 The park is _____ the school.
- 4 The car is _____ the bank.

next to
behind
in front of
next to



Total: ___ / 50 points

Excellent 50-41

Very good 40-31

Good 30-21

1 Write True (T) or False (F): (5 points)

- 1 Dolphins can fly.
- 2 Seals can run.
- 3 Parrots can swim.
- 4 Giraffes can clap.
- 5 Penguins can talk.

2 Choose the right word: (5 points)

- 1 I want books. I go to:
 - a. the zoo
 - b. a toy shop
 - c. a bookshop.
- 2 I want a rabbit. I go to:
 - a. school
 - b. the bank
 - c. a pet shop.
- 3 I want to swim. I go to:
 - a. the seaside
 - b. a bookshop
 - c. the mountains.
- 4 I want to skate. I go to:
 - a. the cinema
 - b. the park
 - c. the seaside
- 5 I want a toy. I go to:
 - a. the pet shop
 - b. the bookshop
 - c. the toy shop

3 Put the sentences in the right order: (10 points)

- 1 I eat a pie in the evening.
- 2 I wash my face in the morning.
- 3 I play football in the afternoon.
- 4 I say "hello" to my classmates.
- 5 I do my homework.
- 6 I go to bed.
- 7 I brush my teeth.
- 8 I go to school.
- 9 I have a good sleep.
- 10 I wake up in the morning.



4 Circle the right words: (5 points)

- 1 She _____ ice-cream.
a. is dancing b. is eating
- 2 The cat _____ in the garden.
a. is running b. is swimming
- 3 Mother _____ in the kitchen.
a. is skating b. is cooking
- 4 My sister _____ on the sofa.
a. is sleeping b. is dancing
- 5 Mother _____ in the living room.
a. is watching TV b. is cooking

5 Guess the numbers! (5 points)

gheti

wife

retah

neves

enin

6 Quiz! Answer the questions: (10 points)

- 1 What is your name?
- 2 How old are you?
- 3 What colour is the sky?
- 4 What's your favourite toy?
- 5 How do you get to school?
- 6 What do you do in the afternoon?
- 7 When do you brush your teeth?
- 8 How do you get to Japan?
- 9 What shape is the TV?
- 10 When do you go to school?

7 Order the words to make sentences: (5 points)


- 1 pet shop behind is the cinema The.
- 2 next to a park is The school.
- 3 cinema in front of The is a toy shop.
- 4 the is pencil case pencil in The
- 5 is schoolbag the chair under The

8 Look at the table and answer the questions: (5 points)

	swim	surf	make sandcastles	eat ice-cream	drink lemonade
Martin	✓				✓
Sophie		✓			
Ann			✓		
David				✓	

- 1 Who surfs?
- 2 Who makes sandcastles?
- 3 Who eats ice-cream?
- 4 Who drinks lemonade?
- 5 Who swims?

Total: ___ / 50 points



Excellent 50-41

Very good 40-31

Good 30-21

1 Look, say and point:



present



angel



snowman



Christmas tree



candy cane

2 Look, read and circle:

At Christmas we decorate the Christmas tree.

We put stars / balls on the tree.

We put angels / birds on the tree.

We put candy canes / pencils on the tree.

We put presents under the tree.



3 Finish the letter. Write the words:

Dear Santa,

My name is _____. I am a good _____.


For Christmas, please bring a lot of presents. I want a _____



, a _____



and a



Thank you very much!

Love,

4 Look at the picture in Exercise 5 and answer the questions:

- 1** Where is the star?
- 2** Where is the candy cane?
- 3** Where is the angel?
- 4** Where is the snowman?




5 Listen and repeat!

Santa Claus is coming soon,
Ring the bells, ring the bells!
He is bringing presents,
Ring the bells, ring the bells!
We are making snowmen,
Ring the bells, ring the bells!



6 Decorate the Christmas tree!


 Put two fat snowmen on the tree.
They are white, with orange noses and blue hats.

Put two stars in the tree.
One is yellow and one is green.


Put two candy canes in the tree.
One is white and red; one is green and red.

Put three angels in the tree.
They have got long hair and white clothes.


How many Christmas decorations have you got?
I have got _____ decorations.



1 Look, say and point:



Easter basket




eggs



hen




Easter Bunny




lamb

2 Listen and repeat the poem!


Here is the Easter Bunny,
 Long ears and a small body,
 Chocolate eggs and lemon cakes
 We are all so happy!




3 Look and fill in the words!




EA _ _ E _ B _ _ K _ _ T



H _ N



L _ _ B



E _ _ S




E _ _ _ ER _ U _ _ Y

4 Help the Bunny decorate the Easter basket!



Two eggs are red with orange circles.
One egg is blue with a yellow diamond.
Three eggs are purple with two red hearts.
Two eggs are green with two pink squares.
Two eggs are chocolate eggs.
The basket is brown with three red hearts.
The bunny has got blue eyes and a pink nose.



TAPESCRIPTS

UNIT 1. Hello, everybody!

Lesson 1 / Exercise 1

Christie: Hello, everybody!

Tommy, Jenny: Hello!

Christie: I'm Christie. What's your name?

Tommy: I'm Tommy. This is Jenny.

Christie: Nice to meet you.

Tommy, Jenny: Nice to meet you.

Christie: Bye!

Tommy, Jenny: Bye!

Lesson 3 / Exercise 1

Christie: It's my birthday today.

Jenny: How old are you?

Christie: I'm 8 today.

Jenny: Happy birthday!

Christie: How old are you?

Jenny: I'm 9.

Christie: Great!

Tommy: Wow, look!

Blip Blop: Hello, I'm Blip Blop!

UNIT 2. Welcome to Rainbow School!

Lesson 1 / Exercise 1

Blip Blop: Hello! Wow!... what is this?

Tommy: This is a classroom.

Blip Blop: Oh... And what is this on the desk?

Tommy: This is my pencil case. It is blue.

My schoolbag is under the desk. It is red.

Look, this is a chair under the desk.

Blip Blop: What is this in the pencil case? It is red.

Tommy: This is my ruler. It is long. This is a pen.

It is black. And this is a rubber. It is red and blue.

Jenny: Shhhhh... Silence! The teacher...!

Lesson 4 / Exercise 1

Teacher: Good morning, children!

Children: Good morning, teacher!

Teacher: Christie, pick up the pencil under your book!

Jenny, put down that schoolbag!

Kim, close the window!

Tommy, sit down, open the book and read the lesson. What's your name?

Blip Blop: My name is Blip Blop and ...

Teacher: Blip Blop, stand up and count to ten: one, two...

Blip Blop: Errrr..... six, three, ten.

Teacher: Repeat, please?

Blip Blop: Two, six...

Children: Ha! Ha! Ha!

UNIT 3. My family

Lesson 1 / Exercise 1

Children: Happy Birthday, Christie!

Christie: Thank you, everybody!

Christie: Mum, Dad, this is my new friend, Blip Blop.

Blip Blop, this is my mother, May. She is beautiful. And this is my father, Lee. He is happy.

Blip Blop: Hello, mum and dad! Who is this?

Christie: This is my brother, Kenny. He is little.

He is 3 years old. This is my sister, Kim. She is young.

Blip Blop: Hello!

Brother: He is ugly, Christie!

Christie: Sshh, Kenny! You are bad!

Blip Blop: Who is this?

Christie: This is my grandfather, Chin, and

this is my grandmother, Min. Grandma and grandpa are old. They are good, too!

Mother: Christie, make a wish!

Children: Hooray! Happy birthday to you, dear Christie!

UNIT 4. My house

Lesson 1 / Exercise 1

Blip Blop: This is my house.

Tommy: Wow!

Blip Blop: And this is my robot, Tinny, next to the swimming pool. Tinny, where is mother?

Tinny: She is in the living room. She is watching TV.

Blip Blop: Where is father?

Tinny: In the garden. He is reading a book.

Blip Blop: What is grandma doing?

Tommy: She is cooking. She's in the kitchen.

Blip Blop: And grandpa?

Tinny: He is in the garage, in front of the car.

Blip Blop: Where is my sister?

Tinny: In the bathroom. She is brushing her teeth.

Blip Blop: Thank you, Tinny!

Lesson 3 / Exercise 1

Blip Blop: Where is my bed, Tommy?

Tommy: It's in the bedroom, in front of the desk.

Blip Blop: Good! Where is the cooker?

Tommy: It's in the kitchen, next to the fridge.

Blip Blop: Great! Where is the mirror?

Tommy: It's in the living room, on the wall.

Blip Blop: Wrong! It's in the bathroom, on the wall. Where is Tinny?

Tommy: In the dining room, under the table.

He is cleaning the floor.

Blip Blop: Right! Well done!

UNIT 5. My favourite toy

Lesson 1 / Exercise 1

Jenny: What's your favourite toy, Christie?

Christie: My favourite toy is this doll. I like the doll's house, too. It's big and pink.

Blip Blop: I like the robot and the train. But my favourite is this football. It's small.

Jenny: My favourite toy is my camera. Smile, please!

Lesson 3 / Exercise 1

Blip Blop: I spy with my little eye... a blue circle in the kitchen.

Jenny: It's a ball!

Blip Blop: OK. Your turn!

Jenny: I spy with my little eye... a diamond in the bedroom.

Blip Blop: It's a kite! My turn. I spy with my little eye... a green square in the living room.

Jenny: Oh, it's easy....the camera! I spy with my little eye... a heart in the bathroom.

Blip Blop: Errr....

Jenny: The mirror, Blip Blop!

UNIT 6. My beautiful hair

Lesson 1 / Exercise 1

Christie: Look, Blip Blop! I have got black hair. It's long. And you have got blue hair.

Blip Blop: Yes, it's long!

Christie: No, Blip Blop. It's blue and short! I've got small eyes. You have got big eyes!

Blip Blop: I have got a big tummy. But, I'm not fat!

Christie: No, you aren't. You are funny!

I haven't got a big tummy! I'm slim!

Blip Blop: You are beautiful!

Christie: Oh, Blip Blop! Thanks!

Lesson 4 / Exercise 1

Jenny: Come on, Blip Blop, ballet is fun!

Hands up! Turn right... Turn left! Hands down and touch your knees!

Blip Blop: Ouch! My tummy!

Jenny: Now, close your eyes and touch your toes!

Bravo! Well done, Blip Blop!

Blip Blop: Ouch! My legs!

Jenny: Stand up! Hands up again and turn around!

Blip Blop: Ballet is not fun!

UNIT 7. At the farm

Lesson 1 / Exercise 1

Tommy: This is my grandpa and this is his farm. He has got chickens, hens and a big turkey.

Blip Blop: Oh, what's this?

Tommy: A horse. And this is a cow next to the horse. It has got a fat body and a big head.

Blip Blop: And what's this? It's white. It has got long ears and a small body.

Tommy: It's a rabbit! This is a pond with fish and ducks.

Blip Blop: Oh, I love ducks. They are lovely!

Lesson 4 / Exercise 1

Tommy: My grandparents have got a lot of pets.

Blip Blop: Wow, tell me... what's the cat doing?

Tommy: It's playing with a toy mouse. And the dog is sleeping next to the puppies.

Blip Blop: What's the parrot doing?

Tommy: It's singing, and the fish is dancing in his bowl.

Blip Blop: Let's sing and dance along. I love pets!

UNIT 8. At the zoo

Lesson 1 / Exercise 1

Jenny: Blip Blop, where are you?

Blip Blop: I am in the tree, next to the parrot. Where are you?

Jenny: I'm on the giraffe! Tommy and Christie are on the elephant, in front of the crocodiles. I can't see you, Blip Blop!

Blip Blop: Can you see the lion and the tiger under the tree?

Jenny: I can see a snake and a blue monkey in the tree.

Blip Blop: Yes, I am the blue monkey! I love bananas!

Lesson 3 / Exercise 1

Teacher: Can monkeys swim?

Blip Blop: Yes, they can. They can jump, too.

Teacher: Good! Can seals swim?

Blip Blop: Yes, and they can clap.

Teacher: Excellent answer, Blip Blop. Can parrots fly?

Blip Blop: Yes, they can.

Jenny: Blip Blop can fly, too!

Teacher: What?! Can you fly, Blip Blop?!

Children: Ha, ha, ha!

UNIT 9. In town

Lesson 1 / Exercise 1

Christie: Blip Blop, where are you?

Blip Blop: I'm in a shop with toys.

Christie: Oh, the purple shop with many toys?

Blip Blop: Yes, animal toys! It's behind the supermarket.

Christie: Blip Blop, that's not the toy shop. It's the pet shop!

Blip Blop: Oh, dear... help!!!

Tommy: Look, he is in front of the shop next to the park.

Christie: And there is a dog behind him!

Lesson 4 / Exercise 1

Teacher: Jenny, where is your house?

Jenny: It's behind the toy shop. It's the red house on the map.

Teacher: Tommy, where is the supermarket?

Tommy: It's next to the cinema.

Teacher: Blip Blop, where is your house?

Blip Blop: My house is in the Milky Way.

Children: Ha, ha, ha!

UNIT 10. I get to school by bus

Lesson 1 / Exercise 1

Teacher: Let's solve a problem, children!

Tommy has got five yellow cars, four red buses and one blue train. How many toys has Tommy got?

Christie: Tommy has got ten toys.

Teacher: Excellent, Christie!

Teacher: Now, Blip Blop has got two trains, four planes and two bikes. How many toys has he got?

Tommy: Eight!

Lesson 4 / Exercise 1

Tommy: Let's check again, Blip Blop. How do you get to the park?

Blip Blop: By bike.

Tommy: And how do you get to the cinema?

Blip Blop: By bus.

Tommy: How do you get to London, then?

Blip Blop: I fly!

Tommy: No, by plane!

Blip Blop: Oh, it's fun!

UNIT 11. A day in the garden

Lesson 1 / Exercise 1

Christie: Hello, Blip Blop! How is your day?

Blip Blop: It's great! We are having fun. I'm listening to music next to the pool and my

parents are dancing.

Christie: What is your grandpa doing?

Blip Blop: He is cooking. Grandma and Tinny are cleaning the kitchen. And you?

Christie: I'm in the park with my family.

Lesson 4 / Exercise 1

Blip Blop: Where are you, Christie?

Christie: I'm in the park with my family. We are sitting on the grass! My grandma is drinking tea. My grandpa is reading under the tree. My mother is eating a pie. And my father is waving goodbye!

Christie: Bye, Blip Blop!

Blip Blop: Bye, Christie!

UNIT 12. Fun activities

Lesson 1 / Exercise 1

Dear Blip Blop,

We are at the seaside. We surf and make beautiful sandcastles every day. We swim and play.

Love,

Jenny

Lesson 4 / Exercise 1

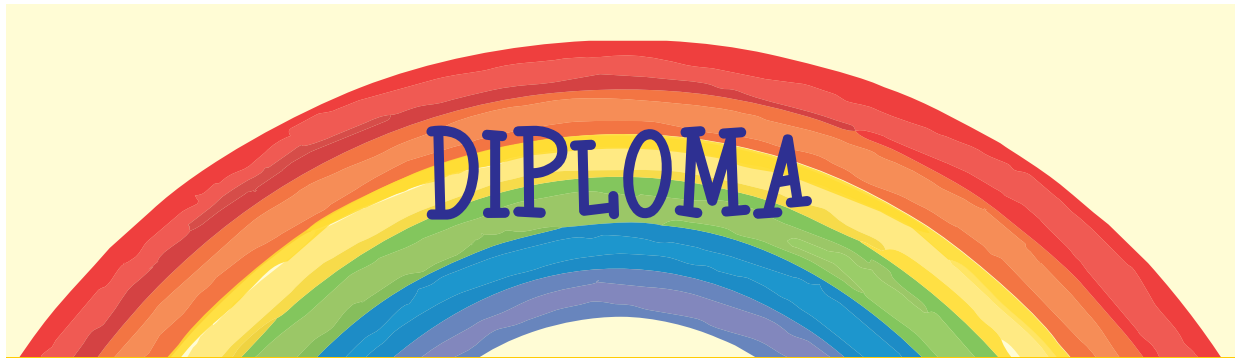
Dear Jenny,

We are in the mountains. We ski and skate every day. We play in the snow.

Love,

Blip Blop

School is over! This is your diploma. Write your name on it.



To _____

For excellent results at school.
Now she / he knows how to speak, read and sing in English.
Congratulations!

*The Head Teacher
Rainbow School*

Programa școlară poate fi accesată la adresa: <http://programe.ise.ro>

COMUNICARE ÎN
LIMBA MODERNĂ ENGLEZĂ
clasa a II-a



ISBN 978-606-590-738-6



6 14 21763 1008623



Booklet