

Mady Musiol ~ Magaly Villarroel ~ Raluca Milescu ~ Victorița Sorescu

Ministerul Educației și Cercetării Științifice

Limba modernă

Engleză

Clasa a II-a

Partea a II-a



 **SITKA**  
CENTRUL DE CARTE STRĂINĂ


ELI S.R.L.  
PO Box 6 - 62019 Recanati - Italy  
Tel. 0039 071 750701 - Fax 0039 071 977851  
Eli Editorial Department: Beatrice Loreti, Marco Mercatali  
Design: Studio Di Vita  
Illustrations: Studio Di Vita  
Cover Design: Studio Cornell sas  
Cover illustration: C. Virgil  
Photographs: Marka, Eli archives

S.C. CENTRUL DE CARTE STRĂINĂ SITKA S.R.L.  
Bd. Dacia 23, Bucharest, Roumania  
Tel. +4 021/2103030 - Fax +4 021/2104010  
Web: www.cartestraina.ro  
Email: office@cartestraina.ro

ISBN: 978-606-94033-9-6  
ISBN Vol. II : 978-606-94038-1-5

No unauthorised photocopying

All rights reserved. No part of this publication may be reproduced, stored in a retrieval system, or transmitted, in any form or by any means, electronic, mechanical, photocopying, recording or otherwise, without the prior written permission of the publishers.



Acest manual este proprietatea Ministerului Educației Naționale.

Manualul școlar a fost aprobat prin Ordinul Ministrului Educației Naționale Nr.: 5043 din 25 august 2015 , în urma evaluării, și este realizat în conformitate cu programa școlară aprobată prin Ordinul Ministrului Educației Naționale Nr.: 5003 din 02 decembrie 2014.

Manualul este distribuit elevilor în mod gratuit, atât în format tipărit, cât și în format digital și este transmisibil timp de 4 ani școlari, începând cu anul școlar 2015-2016.

Inspectoratul școlar .....

Școala/Colegiul/Liceul .....

ACEST MANUAL A FOST FOLOSIT:

Anul	Numele elevului	Clasa	Anul școlar	Aspectul manualului *			
				format tipărit		format digital	
				la primire	la predare	la primire	la predare
1							
2							
3							
4							

\* Pentru precizarea aspectului manualului se va folosi unul dintre următorii termeni: nou, îngrijit, neîngrijit, deteriorat.

- Cadrele didactice vor verifica dacă informațiile înscrise în tabelul de mai sus sunt corecte.

- Elevii nu vor face niciun fel de însemnări pe manual.

Limba modernă Engleză  
Clasa a III-a  
Partea a II-a

# Merry Team

Mady Musional  
Magaly Villarroel

Raluca Milesco  
Victorița Sorescu

3.2

76 pagini

Programa școlară pentru disciplina Comunicare în limba modernă 1 - clasa a III-a  
aprobată prin Ordinul Ministrului Nr. 5003/02.12.2014



Siguranța copiilor pe internet



031.80.80.000  
[www.helpline.sigur.info](http://www.helpline.sigur.info)

## ICONS



**listen**



**listen / sing**



**read**



**write**



**say/speak**



**practise**

## Contents

	Unit 1 – Animal friends	4
	Unit 2 - Yummy food	11
	Unit 3 - I love animals	24
	Unit 4 - Having fun	39
	Unit 5 - Our day	50
	Unit 6 - Our party	62
	Story time 1 - Two friends	70
	Happy Easter	72
	Dressing up	74



# Animal friends

- Listen to a comic and a song.
- Read about farms around the world.
- Talk about farm animals and the animals you like.
- Write about your favourite animals.

## Let's listen!



Listen and repeat.



cow

rabbit

horse

farm

chicken

mouse

duck

calf

sheep



Match and say.

# ON THE FARM





Unit  
1

3



Let's read the comic!



4



Yes or no?

- 1 Are Ricky, Rocky and Rita visiting a zoo?
- 2 Can Rita see a dolphin?
- 3 Is the calf drinking juice?

Yes, they are.

No, they aren't.

Yes, she can.

No, she can't.

Yes, it is.

No, it isn't.

# Reading

1




Read and think. Put ticks (✓) and crosses (✗) in the table.

Where are the animals?

The cat is in the basket but the dog isn't under the table. The duck is not on the chair. The rabbit is not behind the door or under the table.

Where are the dog, the duck and the rabbit?



2



Draw the animals in the picture. Then complete the sentences.

The \_\_\_\_\_ is in the basket.

The \_\_\_\_\_ is on the chair.

The \_\_\_\_\_ is under the table.

The \_\_\_\_\_ is behind the door.

3









Listen and check.



# Listening

1  Listen and tick.

 <p>1</p> <input type="checkbox"/>	 <p>2</p> <input type="checkbox"/>	 <p>3</p> <input type="checkbox"/>
 <p>4</p> <input type="checkbox"/>	 <p>5</p> <input type="checkbox"/>	 <p>6</p> <input type="checkbox"/>

## Vocabulary and number work

2   Listen and complete the words. Then match. **ph = /f/**



\_\_ ilip

ele \_\_ ant

\_\_ oto

dol \_\_ in

tele \_\_ one



3 Add the missing letters 'f' or 'v' and do the sums.

*f*orty + *f*our = *f*orty - *f*our

\_ ifty + \_ ifteen = \_\_\_\_\_

se \_ en + ele \_ en = \_\_\_\_\_

se \_ enty + \_ i \_ e = \_\_\_\_\_


se \_ enteen + \_ our = \_\_\_\_\_

# The World around me



Draw your farm and write about it.

**You need**



*My farm.*



This is a farm in \_\_\_\_\_

There are \_\_\_\_\_

There aren't \_\_\_\_\_

The farmers \_\_\_\_\_




# Let's sing!




1




Listen and sing.



On the farm,  
On the farm,  
There are big horses,  
Running very fast.



On the farm,  
On the farm,  
There are cute ducks,  
Swimming round and round.



On the farm,  
On the farm,  
There are little rabbits,  
Jumping up and down.




On the farm,  
On the farm,  
There are friendly cats,  
Playing in the yard.

2




Sing again. Use:



a big horse



a cute duck



a little rabbit



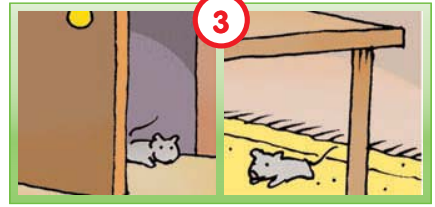


a friendly cat

# Let's round it up!

1



Listen and choose.



2



Speak. Ask and answer in pairs.



A

Are there three cows?

B

No, there aren't. There are two cows and a calf.

A

Is there a dog?

B

Yes, there is.

3



Read and write.

I live on a beautiful farm. There are rabbits, horses, ducks, chickens and there is a big dog. I love dogs! They are very clever. I like playing with them.

I can talk about farm animals and the animals I like.



I can read about farm animals.



I can write about my farm.



# Yummy food



Unit  
2

- Let's listen to a story and a song.
- Let's talk about food.
- Let's read about a picnic.
- Let's write about our favourite food.

## Let's listen!


1




Listen and repeat.



# A YUMMY SANDWICH



Let's read the comic!



Who says... ?

- 1 I'm hungry!
- 2 Yummy!
- 3 Stop!



# Let's read!

1



Read and say.



Look, Ricky,  !



Oh, good!



I don't like  .






 ,  and  .



I'm hungry! Let's eat!



I don't like  , ... but I like  and  .



2



Listen and check.

3



Write the dialogue in your notebooks.

# Let's learn!



## Rocky's Rules

some/any

- ⊕ I have got some cheese.
- ⊖ I haven't got any cheese.
- ⊙ Have you got any cheese?



4




Look and write what they have at the picnic.  
Use some and any.



1. They have got \_\_\_\_\_ sandwiches.
2. Have they got \_\_\_\_\_ biscuits?
3. They haven't got \_\_\_\_\_ oranges.
4. They haven't got \_\_\_\_\_ bananas.
5. Has Rocky got \_\_\_\_\_ oranges?
6. Has Rocky got \_\_\_\_\_ cheese?



# Let's chant!




1




Listen and chant.



I like pizza,  
I like pizza!  
But I don't like  
hamburgers.



I like fish,  
I like fish!  
But I don't like  
chicken.



I like juice,  
I like juice!  
But I don't like  
water.



## SOUNDS

2



Listen and repeat.

cheese... chicken... sandwich...  
she... shop... fish



3



Draw and write. Then say.

She's got a fish  
sandwich.



# Let's learn!

1




Listen and repeat.



2



Chit-chat.



**A** Can I have a sandwich?


**B** Yes, you can.

**A** Can I wear your new trainers?

**B** No, you can't.



# Let's sing!



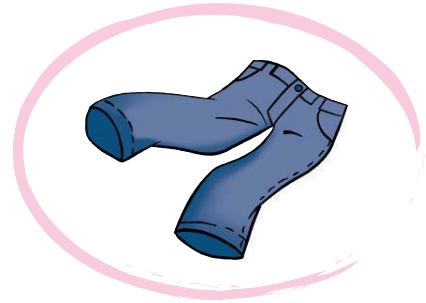
1



Sing and point.




Mummy, Mummy,  
Can I wear...  
Can I wear  
My new blue jeans?  
NO, NO, you can't!



Mummy, Mummy,  
Can I play...  
Can I play with  
My new skateboard?  
NO, NO, you can't!



Mummy, Mummy,  
Can I have...  
Can I have  
A yummy pizza?  
NO, NO, you can't!




Mummy, Mummy,  
What CAN I DO?  
Well, it's bedtime,  
You can go to bed!



2



Sing again. Use:





# Special foods



Listen and choose.

British music

Chinese music

Italian music



Read and match. Then listen and check.

My favourite food is pizza. Pizza comes from Italy.



1

I love fish and chips. Fish and chips come from Britain.



2

I love spring rolls. They come from China.



3

# Let's speak!



At the supermarket. Ask and answer.



**A** Dad, have we got any ice cream?

**B** No, we haven't.  
We need some.

**A** Dad, have we got any biscuits?





**B** Yes, we have.  
We don't need any.

# Let's write!

1



Think and say!



2



Now draw and write!






# I'm hungry!

1





Listen.



2



Speak. Spot the 2 differences.



A

Have you got cheese?

B

Yes!

3



Read and write.


My favourite food is  . I like it with  and   
and I like  ,  and  too.

# The World around me




Stick, draw and write.

You need :







# Round up



Listen and number. What do they like?



Look at Unit 2 Pupil's Book and answer the following questions:

## Quiz time

- 1 On page twelve, where is Rocky in frame 1?
- 2 On page twelve, is Rocky hungry?
- 3 On page thirteen, what food can you see?
- 4 On page fifteen, what do you like?
- 5 On page sixteen, what can Rocky have?

I can talk about food.



I can sing a song.



I can write about my favourite food.



In unit 2 my favourite page is \_\_\_\_ .





# I love animals

- Let's listen to a story and a song.
- Let's talk about animals at the safari park.
- Let's read about different animals.
- Let's write about our pets.

## Let's listen!



Listen and repeat.

1 monkey / jump

2 parrot / talk

Hello!

3 raccoon / climb

4 elephant / run

5 dolphin / swim

# AT THE SAFARI PARK



Let's read the comic!

1 Rocky, look at all the animals!

2 Let's look at the parrots.

2 Hello! Hello! Hello!

3 Parrots can talk!

4 Monkeys can climb and jump!

5 Dolphins can swim and jump!

6 Well, I'm a raccoon, and raccoons can speak English!



Who says... ?

- 1 Look at all the animals!
- 2 Hello! Hello! Hello!
- 3 Raccoons can speak English!






Unit  
3

# I love animals



Look, find and write. What is it?



It's a

\_\_\_\_\_



It's a

\_\_\_\_\_



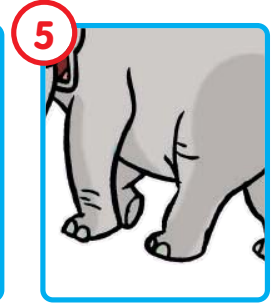
It's a

\_\_\_\_\_



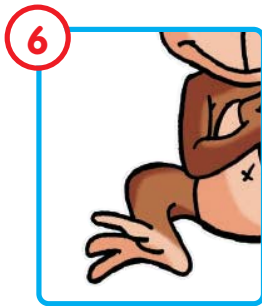
It's a

\_\_\_\_\_




It's an

\_\_\_\_\_



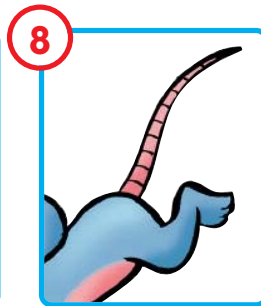
It's a

\_\_\_\_\_




It's a

\_\_\_\_\_




It's a

\_\_\_\_\_



It's a

\_\_\_\_\_



It's a

\_\_\_\_\_



Read and tick what you can do. Then write.



fly



climb



jump



swim



run

I can \_\_\_\_\_.

# Let's read!

**1**  Read and match. What is it?



I'm small.  
I can fly, jump and sing but I can't swim.  
I'm a \*\*\*

I'm very big!  
I'm grey, I can run and swim. I can't climb.  
I'm an \*\*\*

I'm small.  
I can swim but I can't fly.  
I'm a \*\*\*

**2**  Listen and check.

**3**  Read and choose.

- 1 Elephants can't swim / climb .
- 2 Fish can't swim / fly .
- 3 Birds can't swim / jump .



4




Look, read and complete.



This animal is black and white. It lives in China. It eats a lot of bamboo. It's a \_\_\_\_\_ .



This animal is not big. It is brown. It can run, jump and climb. It loves biscuits! It's a \_\_\_\_\_ .



This animal is big and grey. It hasn't got any legs but it can jump. It loves fish! It's a \_\_\_\_\_ .

5



Draw and write.

*This animal* \_\_\_\_\_

\_\_\_\_\_

\_\_\_\_\_

\_\_\_\_\_



# Let's chant!

1



Listen and chant.

I want to help you, Mum,  
I want to help you!  
I want to help you,  
What can I do?  
You can clean the kitchen,  
You can sing a song,  
You can play with your sister,  
You can make your bed!  
I want to help you, Mum,  
I want to help you!  
I want to help you,  
What can I do?



## SOUNDS

2



Listen and repeat.

Jam, juice and oranges!



And now:



3



Draw and write. Then say.

Jam and juice  
jump in  
the fridge!





# Let's learn!



Listen and repeat.

I **can** run and  
I **can** swim!  
She **can** run,  
but she **can't** swim.  
He **can** run,  
but he **can't** swim.  
They **can** run, but they  
**can't** swim.



## Rocky's Rules

We use can in this way:

- ⊕ Person + **can** + activity.
- ⊖ Person + **can't** + activity.
- ⊙ **Can** + Person + activity?





# Speaking


2



Chit-chat.

Can she run?

Yes, she can.



3



Write what they can or can't do.

Let's sing!

1



Sing and point.


Magic dust,  
Magic dust,  
I can do it!

I can fly  
Like a bird.  
I can fly  
In the sky.



Magic dust,  
Magic dust,  
I can do it!

I can swim  
Like a fish.  
I can swim  
In the sea.



Magic dust,  
Magic dust,  
I can do it!

I can jump  
Like a rabbit.  
I can jump  
In the park.



2



Sing again. Use:



run / park



jump / park

# What can they do?



Listen and choose.

Chinese music

African music

American music



Read and match. Then listen and check.

Raccoons can climb.



Pandas can eat twenty kilos of bamboo a day.



Elephants can eat for twenty hours a day.



# Let's speak!



1



Play the game. Ask and answer.

Can raccoons swim?

Can raccoons fly?



Yes, they can.

No, they can't.



	✓	✗	✓	✓
	✓	✗	✓	✓
	✓	✗	✗	✗
	✗	✓	✓	✓

2



Now complete the sentences.

1. Raccoons can swim and climb but they can't fly.
2. Monkeys can \_\_\_\_\_ and \_\_\_\_\_ but they can't \_\_\_\_\_.
3. Dolphins \_\_\_\_\_ but they \_\_\_\_\_.
4. Birds \_\_\_\_\_ but \_\_\_\_\_.



# Let's write!

1



Think and say!



2



Now draw and write!

Hi! I'm Marta.  
 I can speak English  
 and I can draw.  
 My pet is a  
 rabbit. He can  
 jump and he  
 can eat a lot  
 of carrots!



3



Read and write.



My pet is not very big, it can run and jump, it has got many colours and it can talk.  
What is it?

\_\_\_\_\_

My pet \_\_\_\_\_


\_\_\_\_\_  
\_\_\_\_\_  
\_\_\_\_\_  
\_\_\_\_\_  
\_\_\_\_\_

# The world around me



Stick, draw and write.

**You need :**







# Round up



1



Listen, guess and number. What animals are they?



2



Look at Unit 3 Pupil's Book and answer the following questions:

## Quiz time

- 1 How many animals are there on page twenty-four?
- 2 On page twenty-five, what animals are there in frame five?
- 3 On page twenty-seven, what animal can swim but can't fly?
- 4 On page twenty-nine, where are the children and their mum?
- 5 On page thirty, can Ricky and Rita swim?
- 6 On page thirty-three, what animal can eat twenty kilos of bamboo?

I can talk about animals.



I can sing a song.



I can write about my favourite pet.



In unit 3 my favourite page is \_\_\_\_ .







# Having fun

- Let's listen to a story and a song.
- Let's talk about the things we are doing.
- Let's read about sports.
- Let's write about the things we are doing.

## Let's listen!

1



Listen and repeat.

1 singing



2 playing (football)



3 riding a bike



4 dancing



6 drawing



7 writing



5 cooking



8 reading



# A BEAUTIFUL DAY!



Let's read the comic!



1 Wake up, Ricky! You lazy boy!



2 Oh, good morning, Rocky!

Hurry up, Ricky! Let's go!



3 Hey, what are you doing?

I'm playing football!



4 Come on, Ricky! Your mum is cooking breakfast.



5 Wait, Rocky! My bag, my bike, my ball, ...

Hurray! It's Saturday! It's a beautiful day!



## 3 Yes or no?

- 1 Is Ricky sleeping in his bedroom?  yes  no
- 2 Is the ball blue?  yes  no
- 3 Is Ricky's mum cooking dinner?  yes  no

# Let's learn!

## Rocky's Rules

Things we are doing now.



**+** I am singing.

You are singing.

He/She/It is singing.

We are singing.

You are singing.

They are singing.

**-** I am not singing.

You are not singing.

He/She/It is not singing.

We are not singing.

You are not singing.

They are not singing.

**?** Am I singing?

Are you singing?

Is he/she/it singing?

Are we singing?

Are you singing?

Are they singing?

4



Look and complete.



1



2



3



4



5



6

1 It's \_\_\_\_\_ o'clock. Rocky is \_\_\_\_\_ a bike.

2 It's \_\_\_\_\_ o'clock. Rocky is \_\_\_\_\_ .

3 It's \_\_\_\_\_ o'clock. Rocky is \_\_\_\_\_ lunch.

4 It's \_\_\_\_\_ o'clock. Rocky is \_\_\_\_\_ a letter.

5 It's \_\_\_\_\_ o'clock. Rocky is \_\_\_\_\_ .

6 It's \_\_\_\_\_ o'clock. \_\_\_\_\_ is sleeping. What a day!

# Let's read!

## 1 Read and complete.

This is my house and my family. Look! My granny is **cooking** in the kitchen and my grandad is \*\*\* in the bedroom.

My mum is \*\*\* in the living room.

My brother is \*\*\* football in the garden and my sister is \*\*\* her bike.



## 2 Listen and check.

### Rocky's Rules

Asking for details.

We use:  
 who? - to ask about people.  
 where? - to ask about place.  
 what? - to ask about activities or objects.  
 when? - to ask about time.



## 3 Answer the questions.

- 1) Who is cooking?
- 2) What is grandad doing?
- 3) Where is mum?
- 4) What is Rocky's brother playing?
- 5) Where is Rocky's sister?
- 6) What is she doing?

# Let's chant!

1



Listen and chant.

I've got an umbrella,  
And I'm wearing my new boots,  
I'm playing in the rain,  
Oh, what fun!

I'm singing in the rain,  
And I'm dancing in the rain,  
I'm playing in the rain,  
Oh, what fun!



## SOUNDS

2



Listen and repeat.

Singing, dancing  
and playing!



And now:



3



Draw and write. Then say.

Playing football  
is fun!






# Let's sing!



1



Sing and point.



Mum, Mum  
What's the baby doing?  
What's the baby doing?



He's sleeping Dan!  
Sh, sh, sh, sh...  
He's sleeping Dan!  
Sh, sh, sh, sh...



He's walking Dan!  
One, two, three...  
He's walking Dan!  
One, two, three...

Oh! He's eating  
Biscuits, Dan!  
He's eating  
your chocolate biscuits!



2



Sing again. Use:



crying





# What are they doing?

1



Listen and choose.

A football match

A baseball game

Flamenco

2



Read and match. Then listen and check.

They are dancing flamenco.  
Flamenco comes from Spain.



1

They are playing baseball. Baseball is very popular in the USA.



2

They are playing football. Football is very popular in South America.



3

# Speaking



What time is it?

## RULES

- Look at the clocks.
- Play with a friend. Ask questions.

**A** Rita is reading. What time is it?

**B** It's 9 o'clock.



1



2



3



4



5



6

N. 1 is \_\_\_\_\_ . It's \_\_\_\_\_ o'clock.

N. 2 is \_\_\_\_\_ . It's \_\_\_\_\_ .

N. 3 is \_\_\_\_\_ . It's \_\_\_\_\_ .

N. 4 is \_\_\_\_\_ . It's \_\_\_\_\_ .

N. 5 is \_\_\_\_\_ . It's \_\_\_\_\_ .

N. 6 is \_\_\_\_\_ . It's \_\_\_\_\_ .





# Let's write!

1



Think and say!



2



Now draw and write!

Today is Saturday.  
Look! I'm cooking  
breakfast with my  
mum. I'm running  
in the park with  
my friends. I'm  
playing in my  
tree house.  
I like Saturdays!



# The world around me



Stick, draw and write.

You need :




Fun in the park



# Round up

**1**  Listen and join.



**2**  Look at Unit 4 Pupil's Book and answer the following questions:

## Quiz time

- 1 On page forty, what's Rocky doing in frame three?
- 2 On page forty, what's Ricky doing in frame five?
- 3 On page forty-two, how many people are there in the house?
- 4 On page forty-three, what's the girl doing?
- 5 On page forty-five, which sport is very popular in South America?
- 6 On page forty-six, what's number six doing?



I can talk about the things we are doing.

I can sing a song.

I can write about the things somebody else is doing.

In unit 4 my favourite page is \_\_\_\_\_



# Our day

- Listen to a comic and a song.
- Write about your daily routine.
- Talk about what we do every day.

1



Listen and repeat.



1



2



3



4



5



6



7



8



9

go to school

get up

have dinner

have breakfast

have lunch

go to bed

have a shower

do my homework

go to the cinema

2



Match and say.

# ROCKY'S A CHAMPION!

3



Let's read the comic!



4



Talk about Rocky's routine.

## Rocky's Rules

Daily Routine.

- I get up → He gets up.
- I go → He goes .
- I watch → He watches .
- I have → He has .



# Let's read!

1




Read and match. Who are they?



A

I'm Lizzie. I get up at 7 o'clock in the morning and I have breakfast. I have a shower and I go to school at 8 o'clock. I read lots of stories to children and I correct their homework.  
Who am I?

2



B

My name's John. I get up at 7 o'clock in the morning. I have breakfast and I go to work. I wear a white coat and a white hat. I cook food in the kitchen.  
Who am I?

3



C

I'm Mrs Smith. I get up at 6 o'clock in the morning and I have a shower. I have my breakfast and then I go to work. I wear a white coat and I work in a hospital.  
Who am I?

2



Read and say.

- 1 Who's a teacher?
- 2 Is Lizzie a cook?
- 3 What's Mrs Smith?

3




Talk about Lizzie's routine and then write about it.

## Let's chant!

1



Listen and chant.



Good morning, Mary-Ann,  
\*\*\* to you!

Good afternoon, Allan,  
\*\*\* to you!

Good evening, Eileen,  
\*\*\* to you!

Good night, Steven,  
\*\*\* to you!

SOUNDS

2



Listen and repeat.

It's time for bed.  
Good night, my friends!



# Let's learn!

## 1 Listen and read.



Rita, **do** you **have** breakfast every day?



Yes, I **do**.



**What time** do you have breakfast?



**At eight o'clock.**



Ricky, **do** you **play** video games in the morning?



No, I **don't!**



**When** do you play video games?



**In the evening.**

## 2 Chit-chat.

What time do you have lunch?

At 1 o'clock.

When do you go swimming?

In the afternoon.








# Let's sing!

1



Listen and sing.




I like Sunday,  
Sunday is my favourite day.  
I like Sunday,  
Sunday is my favourite day!


I have breakfast in bed,  
Some biscuits and milk.  
Then I get up and  
I have a shower at ten.



I phone my friends  
And we meet at twelve.  
We go to the park and  
Then we have lunch.



In the evening I am at home.  
I read every night before I go to bed.  
Tomorrow is Monday and  
I start the week again!



2



Sing again. What's your favourite day?

# Different lives



Read and choose.  
Then listen and check.

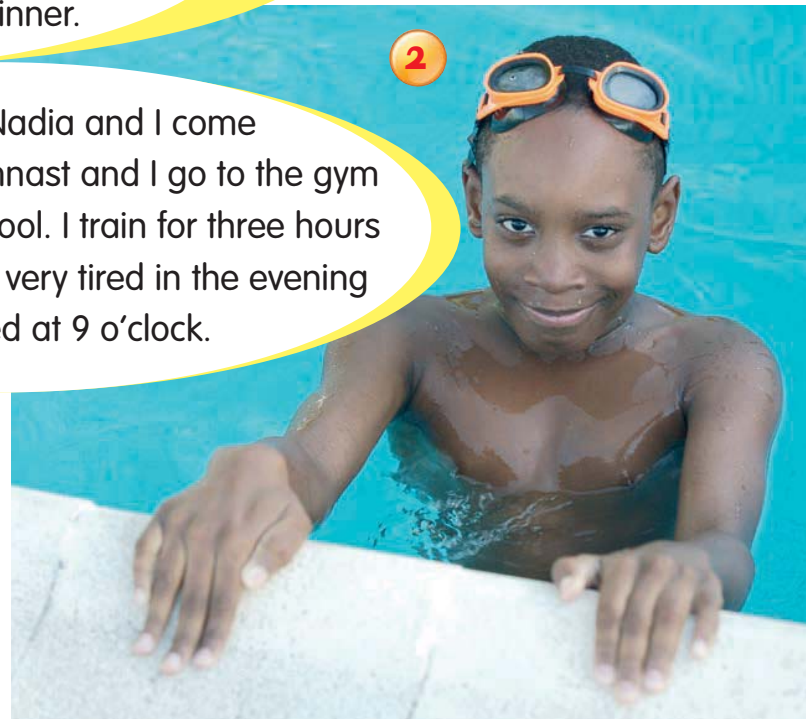


1

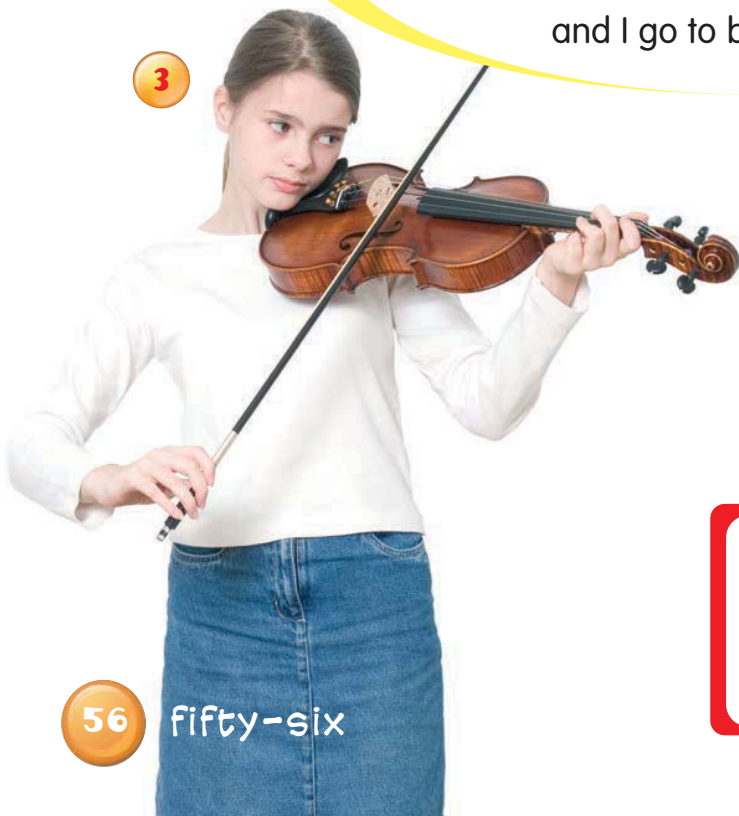
**A** Hello! I'm Michael and I come from the USA. I'm a swimmer in our local junior team. I go to the swimming pool at 6 o'clock every morning. I swim for an hour and then I go to school.

**B** Hi! My name is Yvonne and I come from Austria. I play the violin in an orchestra. I have music lessons at home with my instructor every day. I practise for two hours and then I have dinner.

**C** Hi! My name is Nadia and I come from Romania. I'm a gymnast and I go to the gym every afternoon after school. I train for three hours and then I go home. I'm very tired in the evening and I go to bed at 9 o'clock.



2



3



gymnast



swimmer



swimming pool




violin


# Let's speak!



Play with a friend. Ask and answer.

## RULES

 Answer about yourself.

 Do you ... every day?  
Yes, I do. / No, I don't.

Toss the coin.

Heads: move two squares.

Tails: move one square.

## You need



# Writing



Look, read and write.

	Thursday	Friday	Saturday	Sunday
Morning	school	school	tennis 	
Afternoon	school	school swimming 		football
Evening	homework 		cinema	granny and grandad

On Thursday and Friday I go to school and in the evening I do my homework.

On Friday afternoon I go swimming after school. On Saturday morning, I play tennis in the park and in the evening I go to the cinema. I play football with my friends on Sunday afternoon and then I have dinner with my granny and grandad. My granny makes yummy spaghetti, and I always have ice cream and cake for dessert!

	Thursday	Friday	Saturday	Sunday
Morning				
Afternoon				
Evening				

On Thursday and Friday I \_\_\_\_\_

\_\_\_\_\_

## Let's chant!


1



Listen and chant.

Monday, Tuesday,  
Wednesday,  
Thursday and Friday,  
We go to school.  
Saturday and Sunday,  
We play basketball,  
We go hiking,  
We have fun!

Monday, \*\*\*, Wednesday,  
Thursday and \*\*\*,  
We go to school.  
\*\*\* and \*\*\*,  
We play tennis,  
We go skateboarding,  
We have fun!



SOUNDS

2



Listen and repeat.

Today is not Friday. Today is  
Saturday! I can play video games  
with Jane!



# The World around me



Make a daily routine poster.

**You need**



The poster board is divided into six sections, each with a unique decorative element:

- Top-left: A silver paperclip is attached to the top edge.
- Top-right: A yellow pushpin is attached to the top edge.
- Middle-left: A plain white box.
- Middle-right: Two blue pushpins are attached to the top corners.
- Bottom-left: Two pieces of yellow tape are attached to the left and right edges.
- Bottom-right: A scalloped top edge with a piece of yellow tape attached to the top center.

Each section has two horizontal lines below it for writing.

# Round up

1



Listen and join.



2



Look at Unit 5 in your Pupil's Book and answer the questions.

## Quiz time

- 1 Page 50: What is the boy doing in picture 7?
- 2 Page 51: In which frame is Rocky having a shower?
- 3 Page 52: What is Lizzie's job?
- 4 Page 53: What is Ricky saying to us?
- 5 Page 54: Do you have breakfast every day?
- 6 Page 55: What is your favourite day? What do you do?



I can talk about what I do everyday.  
 I can sing a song.  
 I can read about unusual routines.  
 I can write about my daily routine.



In unit 5 my favourite page is \_\_\_\_\_ .

# Our party

- Let's listen to a story and a song.
- Let's talk about the things we like.
- Let's read about a party.
- Let's write about our favourite foods and activities.

## Let's listen!



Listen and repeat.

# 1 SURPRISE PARTY



5 balloons

3 cake

4 chocolate

2 crisps



# Reading



Read, draw and colour.



Today is my birthday. It is hot and sunny and I'm having a party. Look! I'm in the garden with my friends. There are pink and purple balloons in the tree. There is a lot of yummy food: biscuits, juice and a big chocolate cake. I'm wearing my new green dress and my friend Ben is wearing a funny orange sunhat. My dog Blackie is under the table and my cat Maisie is behind the tree. I can see her head and her little pink nose!



# Let's sing!



1



Sing and point.



I love chocolate!  
I like ice cream!  
But I don't like  
cake.



I love fish!  
I like chicken!  
But I don't like  
meat.



I love swimming!  
I like jumping!  
But I don't like  
running.



2



Sing again. Use:



bananas



apples



oranges



# Let's learn!

**1**   Listen and repeat.



I love...  
I love swimming.  
I love ice cream.







I like...  
I like reading.  
I like chicken.



I don't like...  
I don't like running.  
I don't like cheese.

**2**  Do the same for you.

**3**  Chit-chat.



**A** I love dancing!

**A** I don't like tomatoes.

**B** I like parrots.

**B** I don't like singing.



# What do you like?



Listen and choose.

Dancing

Climbing

Swimming



Read and match. Then listen and check.

I love dancing.



I love swimming.

I like climbing.



# Speaking




Find the differences!

## RULES

- Choose picture A or B.
- Play with a friend.

**A** In picture A, it's hot.

**B** In picture B, it's cold.



- 1 In picture A, the boy is wearing
- 2 In picture A, the monkey is eating
- 3 In picture A, the girl is drinking
- 4 In picture B, the monkey is
- 5 In picture B, the panda is

---



---



---



---





---

# Let's write!

1



Think and say!



2



Now draw and write!

I love biscuits  
and ice cream.  
I like reading  
and writing.  
I love raccoons  
and rabbits.




# Round up



1



Listen and number.



2



Look at Unit 6 Pupil's Book and answer the following questions:

## Quiz time

- 1 On page sixty-two, how many balloons are there?
- 2 On page sixty-five what does Rocky love?
- 3 On page sixty-five what doesn't Rocky like?
- 4 Look at the pictures on page sixty-four. What do you like?
- 5 On page sixty-six, picture 2, what is the girl doing?

I can talk about the things I like. ☆ ☆ ☆

I can sing a song. ☆ ☆ ☆

I can write about my favourite food and activities. ☆ ☆ ☆

In unit 6 my favourite page is \_\_\_\_ .



# TWO FRIE

1 Look and find.




2 Let's listen to the story!






# NDS



3 Choose and say.

- 1 The mouse is **big** / **small** .
- 2 The mouse **can** / **can't** swim.
- 3 The lion is **big** / **small** .
- 4 The lion and the mouse are **in a tree house** / **under a tree** .

4 Guess the animal.



5 Chit-chat.



- A Parrot can't read.
- B But this parrot is reading!

# Happy Easter



Let's sing.

Easter eggs,  
Easter eggs,  
Let's celebrate  
Easter day!

Clap your hands and say,  
This is a happy day!

Easter chicks,  
Easter chicks,  
Let's celebrate  
Easter day!

Easter rabbits,  
Easter rabbits,  
Let's celebrate  
Easter day!



Easter egg




Easter chick



Easter rabbit

# Easter egg hunt



**2** Look and find.

**A** Where is the yellow egg?

**B** It's on the table.

# Dressing up

1



Let's sing.



I'm a pirate,  
Look at me!  
I'm a pirate,  
Ho, ho, ho!

Dressing up is fun!  
Dressing up is fun!



I'm a princess,  
Look at me!  
I'm a princess,  
Hee, hee, hee!

Dressing up is fun!  
Dressing up is fun!



I'm a clown,  
Look at me!  
I'm a clown,  
Ha, ha, ha!



a pirate



a princess



a clown



a wizard

# Dressing up around the world

2  Listen and choose.

Carnival in Brazil

Carnival in Italy

Halloween in the USA

3   Read and match. Then listen and check.

We celebrate Carnival in February. It is hot and sunny. People dress up and dance in the streets.



1

We celebrate Carnival in February. It is often cold and grey. We wear beautiful masks.



2

We dress up for Halloween and it's lots of fun! People give us apples and sweets.



3

We wish you Happy Holidays!





 **SITKA**

**CENTRUL DE CARTE STRĂINĂ**

ISBN: 978-606-94038-1-5