

Limba modernă Engleză

Clasa a III-a Semestrul I



Elena Sticlea
Cristina Mircea

Limba modernă Engleză

Manualul interactiv LIMBA MODERNĂ ENGLEZĂ - Clasa a III-a - Semestrul I se adresează elevilor de clasa a III-a și profesorilor îndrumători. Intuitiv și ușor de utilizat, manualul vizează:

- îmbogățirea vocabularului uzual;
- aprofundarea noțiunilor de gramatică;
- dezvoltarea competențelor generale: receptarea, exprimarea și redactarea mesajelor esențiale pentru situațiile de comunicare uzuală.

Tematica: formulele de salut, culorile, numerele de la 1 la 12, exprimarea timpului, casa, familia și cei din jur, școala, localizarea obiectelor în spațiu, îmbrăcămintea, alimentele și sărbătorile (Halloween-ul, Crăciunul și Anul Nou)

Versiunea electronică reproduce toată informația din manualul tipărit, aducând totodată un plus de conținut. Fiecare unitate conține animații video și cântece, activități de asociere, de tip adevărat sau fals și de completare a spațiilor libere. Designul este atractiv, iar navigarea se face ușor, fără să obosească privirea.

978-606-590-249-7
978-606-590-250-3
614217631004717



Acest manual este proprietatea Ministerului Educației și Cercetării Științifice

Manualul școlar a fost aprobat prin Ordinul ministrului educației naționale

nr. 5043 din 25.08.2015, în urma evaluării,

și este realizat în conformitate cu programa școlară aprobată

prin Ordinul ministrului educației nr. 5003 / 02.12.2014.

Ministerul Educației și Cercetării Științifice

Limba modernă Engleză

Clasa a **111**-a
Semestrul **1**

Elena Sticlea

Cristina Mircea

OMEN nr. 5003/02.12.2014 (Anexa 2)

Număr de pagini manual: 72

Număr de telefon european

de asistență pentru copii: 116111

 **Booklet**

Manualul este distribuit elevilor în mod gratuit, atât în format tipărit, cât și în format digital,
 și este transmisibil timp de patru ani școlari, începând cu anul școlar _____
 Inspectoratul școlar _____
 Școala / Colegiul / Liceul _____

Anul	Numele elevului	Clasa	Anul școlar	Aspectul manualului*			
I				format tipărit		format digital	
II							
III							
IV							

*Pentru precizarea aspectului manualului se va folosi unul dintre următorii termeni: nou, bun, îngrijit, neîngrijit, deteriorat.

*Cadrele didactice vor verifica dacă informațiile înscrise în tabelul de mai sus sunt corecte.

*Elevii nu vor face niciun fel de însemnări pe manual.

Descrierea CIP a Bibliotecii Naționale a României

STICLEA, ELENA

Limba modernă engleză: clasa a III-a: (cu CD) /
 Elena Sticlea, Cristina Mircea. - București: Booklet, 2015.
 2 vol.
 ISBN 978-606-590-249-7
 Semestrul 1. - ISBN 978-606-590-250-3
 I. Mircea, Cristina
 811.111(075.33)

Echipea editorială:

Redactori: Ioana Tudose
 Diana Pișcărac
 Andreea Buliga
 Radu Lilea

Design interior

și copertă: Anca Vrănescu
Ilustrații: Oana Zvâncă
Animații: Mihai Trandafirescu
 Sorin Ștefan Trandafirescu

Digital: XStudios
Voci: Ella Gambold
 Ciaran Coyle
 Clive Richard Forbes Sheppard
 Elena Sticlea

Interpretare muzicală: Luisa Neag

Editura Booklet

Pentru comenzi:
tel/fax: 021 430.3095
e-mail: comenzi@booklet.ro
Comenzi online:
 www.booklet.ro

Meet Your Friends



Jenny



Christie



Blip Blop

Tommy



Chewbook

Wizbook



Simbolurile utilizate în manualul digital:



exerciții
interactive



elemente
audio



elemente
video



ilustrații



pornește
aplicația

Table of Contents

Units	Topic	Vocabulary	Grammar	At the end of this unit you will be able to ...
<p>1. <i>A New Friend</i> pp. 6 - 13</p>	<ul style="list-style-type: none"> Introducing a friend Telling the time 	<ul style="list-style-type: none"> colours numbers 1-12 clothes items 	<ul style="list-style-type: none"> Have got / has got 	<ul style="list-style-type: none"> Listen to and understand a short conversation about introducing a friend; Tell the time and introduce a friend; Read about greetings and ways of offering objects; Write words to complete messages about moments of the day and greetings.
<p>2. <i>The Golden Book</i> pp. 14 - 21</p>	<ul style="list-style-type: none"> Talking and asking about location of objects 	<ul style="list-style-type: none"> school objects: pen, pencil, bookshelf, eraser, ruler, book, classroom, table, schoolbag, sponge, lunchbox, sharpener, clock, board, cupboard, floor, computer, door, window 	<ul style="list-style-type: none"> Prepositions of place: on, under, in, next to A / an 	<ul style="list-style-type: none"> Listen to and understand a short conversation about school objects and their position; Talk about school objects and their position; say the alphabet and spell the names of school objects; Read the description of school places and where the objects are; read messages from a friend; Write words and sentences in order to locate objects.
<p>3. <i>The Chinese Dragon</i> pp. 22 - 29</p>	<ul style="list-style-type: none"> Describing people Introducing family members Talking about countries and places of origin 	<ul style="list-style-type: none"> physical appearance: tall, short, slim, plump, blue / green / brown / dark eyes, long / short hair the extended family: parents, grandparents, uncle, aunt, cousin countries and landmarks: China, the Great Wall 	<ul style="list-style-type: none"> Adjectives Possessive Adjectives: my, your, his, her, its, our, their Have got / has got 	<ul style="list-style-type: none"> Listen to and understand a short conversation about introducing and describing a person; Talk about family members and classmates; Read a short conversation about family members and their physical appearance; read about characters and their appearance; Write words and sentences about family members and their appearance.
<p>4. <i>The Tree House</i> pp. 30 - 37</p>	<ul style="list-style-type: none"> Describing the house, identifying rooms, furniture and location of common objects in the house 	<ul style="list-style-type: none"> rooms furniture objects in the house location of objects 	<ul style="list-style-type: none"> Prepositions of place: on, in, in front of, next to, behind There is / there are 	<ul style="list-style-type: none"> Understand a short conversation about a house, its rooms, the objects in the house and their location; Talk about objects in the house / classroom and their location; describe an imaginary creature; Read a short conversation about objects in the house and their location; read a letter from a character describing the house; Write words and sentences about the location of objects.


Units	Topic	Vocabulary	Grammar	At the end of this unit you will be able to ...
<p>5. <i>Chewbook</i> <i>Is in London</i> pp. 38 - 45</p>	<ul style="list-style-type: none"> Talking about locations in town 	<ul style="list-style-type: none"> buildings countries and landmarks: England, London, Big Ben, the British Museum colours clothes 	<ul style="list-style-type: none"> Preposition of place: between, in front of, next to, behind Have got / has got 	<ul style="list-style-type: none"> Listen to and understand a short conversation about describing a person's clothes; understand a conversation about buildings in town and their location; Talk about buildings and their location in town; name and describe the clothes of a person / character; Read a short conversation about a person's clothes and aspect; read about buildings and their location in town; Write words and sentences about clothes, buildings and their location.
<p>6. <i>Welcome to Italy!</i> pp. 46 - 53</p>	<ul style="list-style-type: none"> Asking about items in a menu / shop 	<ul style="list-style-type: none"> food countries and landmarks: Italy, Rome, the café 	<ul style="list-style-type: none"> Some / any Have got / has got A / an There is / there are - affirmative, interrogative, negative 	<ul style="list-style-type: none"> Listen to and understand short conversations about food and ordering food in restaurants / shops; Ask and answer about food items, the prices of food and clothing items; Read a short conversation about how to order food items in a restaurant; about the prices of objects in a shop; Write words and sentences about food items and their prices.
<p>7. <i>The Christmas Book</i> pp. 54 - 61</p>	<ul style="list-style-type: none"> Christmas activities 	<ul style="list-style-type: none"> the seasons winter activities toys magic creatures countries and landmarks: the North Pole, Santa's toy factory 	<ul style="list-style-type: none"> Can / cannot - ability 	<ul style="list-style-type: none"> Listen to and understand short conversations about people's / magic creatures' abilities; Ask and answer about people's abilities; ask for presents; Read a short conversation about people's and magic creatures' abilities; Write words and sentences about Christmas objects and winter activities.
<p><i>Project</i> Halloween New Year's Eve pp. 62 - 63</p>	<ul style="list-style-type: none"> Halloween and New Year's Eve activities 	<ul style="list-style-type: none"> magic creatures special season activities colours clothes 	<ul style="list-style-type: none"> Can Have got / has got 	<ul style="list-style-type: none"> Read about magic creatures (witches) and their abilities (do magic); read about New Year's Eve activities and how people spend this period; Write words to complete sentences about Halloween characters.
<p><i>Final Revision</i> pp. 64 - 65</p>				<ul style="list-style-type: none"> Read short sentences and paragraphs about family, location, prices, ordering food, clothes and abilities; Write words and sentences about family, location, prices, ordering food, clothes and abilities.
<p><i>Fun time!</i> pp. 66 - 67</p>				<ul style="list-style-type: none"> Understand, sing and recite songs and poems; Read about Christmas decorations.

Tapescripts
pp. 68

Word List
pp. 69-71

Unit 1 A New Friend Lesson 1

1. Look, listen and read:



Jenny: Hello, Tommy! Hi, Christie!
Tommy: Wow! Who's this?
Wizbook: Good evening, my friends!
Blip Blop: This is Wizbook,
the Wizard of Books!

2. Choose the right answer:

The new friend is: a. a boy b. a wizard c. a girl

3. Look, listen and repeat:



wizard



evening



Nice to meet you!



Who's this?

4. Draw lines and match the words!

good

nice

wizard

who's

magic

this?

evening

to meet you!

5. Look at the pictures and talk to your friend:



Who's this?

This is Jenny!

Lesson 2

1. Look, say and point:



Good morning!



Good afternoon!



Good evening!

2. Look and match:



It's 6 o'clock!



It's 8 o'clock!



It's 12 o'clock!

3. Do the crossword!



1. *afternoon*

2.

3.

4.

5.


6.



4. Colour the numbers!



- * One and five are red.
- * Four and nine are yellow.
- * Three and seven are purple.
- * Two and six are green.
- * Eight and ten are blue.
- * Eleven and twelve are orange.



5. Say and point at the colours:



6. What time is it? Fill in:



It's _____ o'clock.



It's _____ o'clock.



It's half past one.



It's _____.

Lesson 3

1. Look, listen and read:  



Jenny, you have got magic glasses!

Wow, thank you, Wizbook!




And magic shoes for Christie!

Great, thank you Wizbook!



Tommy, you have got magic gloves!
And for you Blip Blop, a magic cap!

Wow, thank you very much, Wizbook!



I am Chewbook! I am bad.
I eat books. Hi, hi, hi!

Children, I need help. Go and save the books. Catch Chewbook!

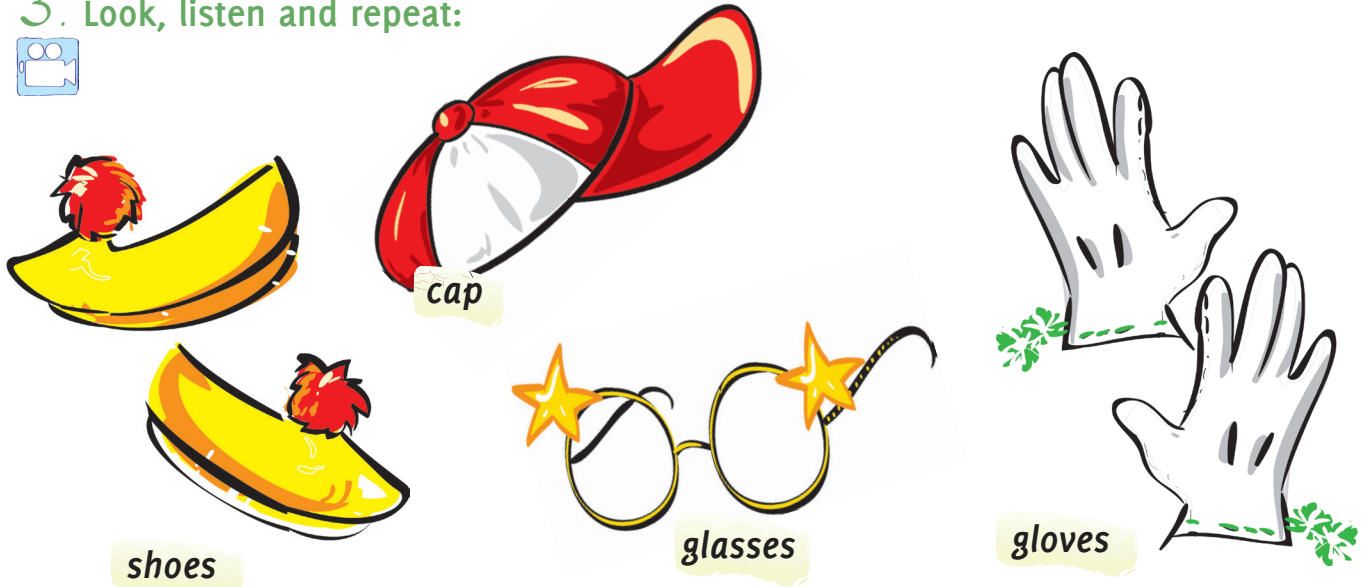
Oh, no!

2. Read and say YES or NO:



- a. Chewbook is good. _____ c. Tommy's got magic glasses. _____
b. Blip Blop's got a magic cap. _____ d. Christie's got magic shoes. _____

3. Look, listen and repeat:



4. Look and fill in:



Blip Blop has got a magic cap. _____
Jenny has got magic _____.
Tommy has got _____.
Christie has _____.

Project

Mission 1 Save the Books!



HOW TO PLAY

Roll the die.
The player with the highest number starts the game. When your answer is wrong, the next player continues.

Start

1



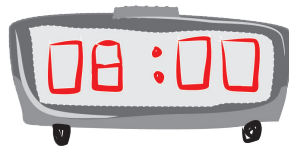
2. What colour is the cap?



3. Go back to start



4. Go to number 6



5. What time is it?

6. Say the greeting!



7. Who is this?



Mission 1 Complete!



8. Go back to
number 5!



15. Go
back to
number 8!



9. Go to number 11!



14. Go to
number 15!



10. Say
the greeting!


13. Who is
this?



12. What
colour are
the gloves?



11. What time
is it?



Unit 2 The Golden Book Lesson 1

1. Look, listen and read:




Wizbook: Children, I have a mission for you! This is mission 1. Find the Golden Book. It's in your school.

Christie: Jenny, put on your magic glasses. What can you see now?

Jenny: Ready! I can see a green room, an eraser, an orange bookshelf and many books. It's the classroom.

Tommy: No, it's the library, it's green. The classroom is orange!



2. Look, listen and repeat:



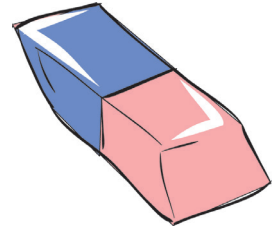
golden



bookshelf



library



eraser

3. Look at exercise 1 and write T (True) or F (False):



a. Put on your magic shoes. ()

c. This is mission 3. ()

b. The bookshelf is orange. ()

d. The classroom is not green. ()

4. Do you remember? Match the objects to the words:



pencil case

pencil

ruler

pen

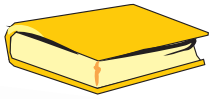
schoolbag

5. Listen and repeat the poem: *Welcome to Rainbow School!*



Lesson 2

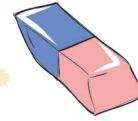
1. Listen and repeat:



a book

but

an eraser



a golden book

but

an orange eraser



2. Correct the mistakes:

- a. elephant is big. **An**
- b. An mouse is small.
- c. Give me a apple.
- d. I can see a orange bookshelf.
- e. It's an black cat.

3. Fill in: **a** **an**



This is the Golden Book. It's a story about iguana with umbrella.
The iguana has two friends: orange mouse and big blue spider. They all
live in big zoo in London.

4. Find the objects!




5. Look, listen and repeat the alphabet:



A B C D E F G H I J K L M
N O P Q R S T U V W X Y Z

6. Match the pictures to the words:



- sponge
- lunchbox
- sharpener
- clock
- board
- bookshelf
- floor
- computer
- door
- window

7. Spell the words in exercise 6!



Example: SPONGE



S - P - O - N - G - E

Lesson 3

1. Look, listen and read:



2. Listen and circle the answer:


The children are: **a.** in the library **b.** in the classroom

3. Read the text again and circle the correct answer:



- | | | |
|------------------------------------|------------------|------------------|
| 1. What's next to the red book? | a. a yellow book | b. a golden book |
| 2. What's under the table? | a. a box | b. a fox |
| 3. What colour is the box? | a. gold | b. golden |
| 4. What is next to the dictionary? | a. a book | b. a box |

4. Look, listen and repeat:



Where is the mouse?

It's under the cheese.



5. Look at the pictures in exercise 1 and fill in the missing words:

- Where is the yellow book? It is next to the red book.
- Where is the golden box? It is _____ the table.
- Where is the dictionary? It is _____ the purple bookcase.
- Where is the red book? It is _____ the blue shelf.

6. Look and answer:



Is the yellow pencil under the chair? Yes, it is.

Is the pen under the yellow book? No, it isn't.



1. Is the sharpener under the table?

2. Is the blue book on the table?

3. Is the schoolbag next to the chair?

4. Is the pink ruler in the schoolbag?

5. Is the white book on the table?



7. Hide and seek! Talk to your friend, like this:



You hide something in your classroom. Then, you help your friend to find it.

Is it in your schoolbag?



No, it isn't.



Is it on your chair?



Yes, it is.



Revision

1. Look and fill in the sentences with the correct words: **a an in next to**



Example: A red pencil is on the table.


under on



- a. _____ blue chair is _____ the table.
- b. _____ red schoolbag is _____ the table.
- c. _____ purple pencil is _____ the pencil case.
- d. _____ sharpener is _____ the table.
- e. _____ eraser is _____ the table.



2. Look at the pictures and read Blip Blop's letter. Then, write the correct word:



Hello! I'm Blip Blop. This is my classroom. It's _____  _____.

The _____  is behind the _____ .

The _____  is next to the _____

_____. A _____ 

is on the table and a _____  is on the wall. It's a lovely classroom!

3. Look at Blip Blop's letter. Play "I spy with my little eye...".



I spy with my little eye something beginning with M!

MAP!



4. Tongue twister!




There's the classroom door. The good book's on the floor.

Unit 3 The Chinese Dragon Lesson 1

1. Look, listen and read:  

Tommy: Where are we?
Jenny: This is China. It's beautiful!
Blip Blop: Our mission is the Silver Book.
The Chinese Dragon has got it.
Jenny: And Chewbook wants it, too!
Christie: Look, that's my uncle!
His name is Dong.
Uncle Dong: Hello! Welcome to China!



2. Where are the children?

- a. In China. b. In Cuba.

3. Look, listen and repeat:



dragon



Chinese



our mother



his dog

4. Look at exercise 1 and write T (True) or F (False):




a. Our mission is a magic dragon. ()

c. Chewbook has got the Silver Book. ()

b. The dragon is in Cuba. ()

d. That's my uncle, Dong. ()

5. Do you remember? Match the words to the pictures:



father

mother

brother

sister

grandma

grandpa

Lesson 2

1. Match the sentences to the pictures:



1. This is my mother. Her name is Julie.
2. This is my father. His name is Jason.
3. This is our house. It's big.
4. This is their ball. They are happy.
5. This is your ruler. Thank you.



2. Look, listen and repeat:



my your his her our their

3. Fill in *my, your, his, her, our, their*:

I am Christie. This is my family. We live in London. _____ house is big. That is my sister. _____ name is Kim. They are grandma and grandpa. _____ house is small. Where do you live? Is _____ house nice?

4. Show your friends a photo of your family. Say:


This is my mother. Her name is _____. (Example: Sally)

5. Read and match:

1. I am
2. You are
3. He is
4. She is
5. We are
6. They are

- a. my mother.
- b. my friends.
- c. students.
- d. my father.
- e. Blip Blop.
- f. ten.

6. Look at Christie's family tree. Fill in the correct words:



1. This is Dong. He is my uncle _____.
2. This is Lan. She is my _____.
3. They are Chen and Fen. They are my _____.
4. They are May and Lee. They are my _____.
5. They are Chin and Min. They are my _____.

Lesson 3


1. Look, listen and read:  



Look over there. Is that our magic dragon?

No, Blip Blop. That's my aunt under the dragon mask. She is short and slim.


1



And these are my cousins. They are short and plump.

Hi, everybody!

2



Our dragon is on the Great Wall. He is long and slim.

It's my turn to get the book.

3



Thank you for the Silver Book!

Mission 2 is complete!

4


2. Listen again and say YES or NO:

My aunt is short and plump. YES / NO


3. Read the text in exercise 1 again and fill in:

- a. That's my aunt. She is short and slim.
- b. My cousins are short and _____.
- c. The dragon is _____ and slim.
- d. Thank you for the _____ Book.
- e. Our dragon is _____ the Great Wall.

4. Look, listen and repeat:



5. Describe the people. Use the words in exercise 4:



- 1. She is short and plump.
- 2. He is _____ and _____.
- 3. She is _____ and _____.
- 4. He is _____ and _____.

6. Look and talk to your deskmate, like this:



Her hair is fair.
Her eyes are blue.



His hair is dark.
His eyes are green.

7. Read and match:



She is short and slim. Her hair is red. Her eyes are blue.

He is tall and slim. His hair is dark. His eyes are brown.

She is tall and thin. Her hair is dark. Her eyes are brown.

He is short and slim. His hair is blue. His eyes are yellow.

8. Talk about your family! Use the words in exercise 7:



- My mother is ...
- My father is ...
- My sister is ...



- My brother is ...
- My grandma is ...
- My grandpa is ...

Revision

1. Choose and circle the correct answer:

1. I'm George and this is my uncle. a. *my* b. *his* c. *me*
2. She is my best friend, Mary. our mother is a doctor. a. *his* b. *our* c. *her*
3. We live in a big house. our house is beautiful. a. *our* b. *we* c. *their*
4. My cousin is tall and slim. his eyes are blue. a. *he* b. *his* c. *my*
5. They are Jonny and Jeremy. their hair is short. a. *our* b. *your* c. *their*

2. Look at the picture and describe Wizbook. Use the words:



He is _____

white tall old green wizard



3. Talk about your classmates.



Guess who it is!



This person has dark hair.

Is it a girl?

Yes, it is.

Is her hair long?

Yes, it is.

Is she tall and slim?

No, she isn't. She is short and slim.

I know! It's Sarah!





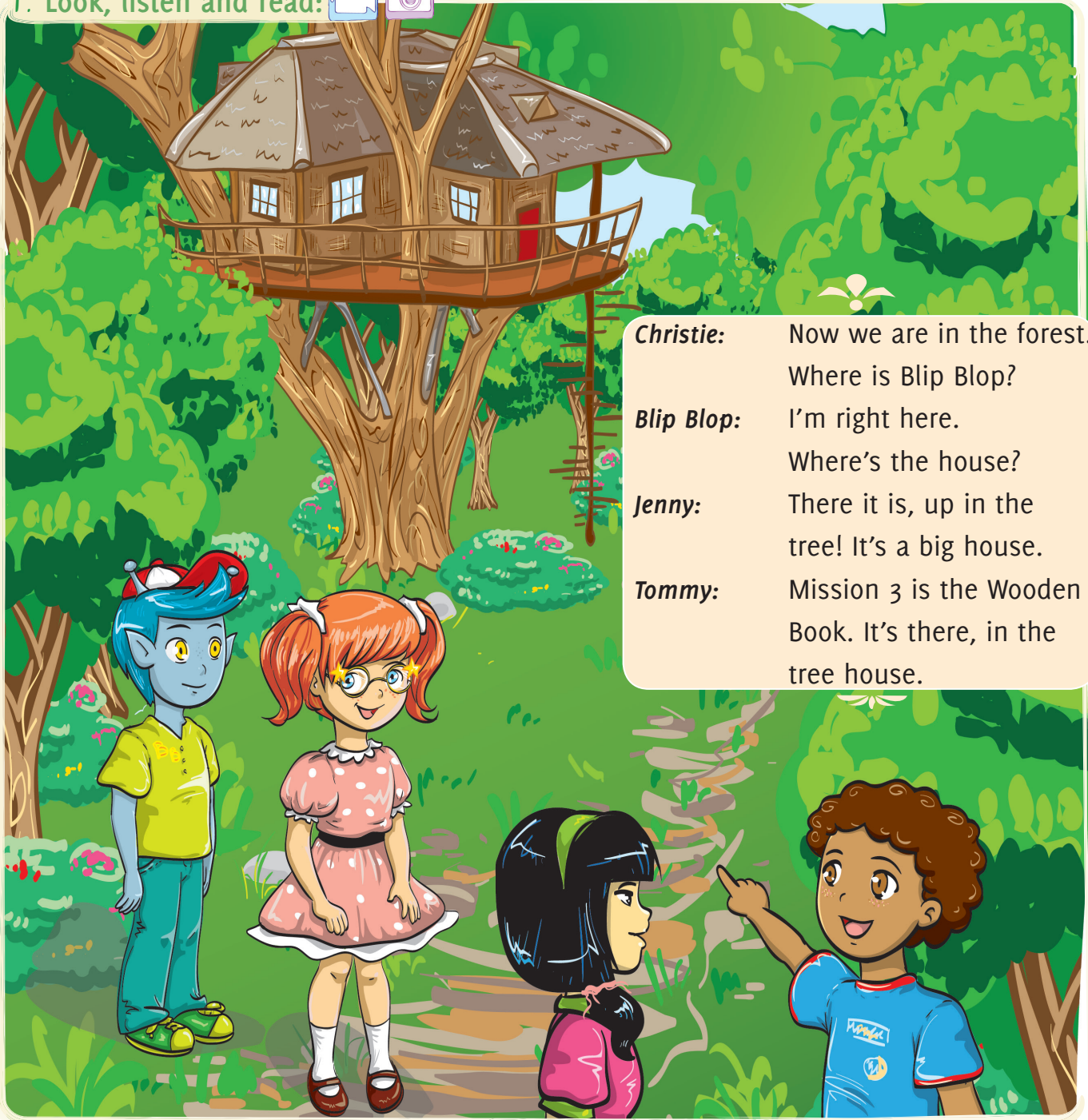
4. Tongue twister!



Chewbook chew
Chinsoon
books for lunch.

Unit 4 The Tree House Lesson 1

1. Look, listen and read:  



Christie: Now we are in the forest.

Where is Blip Blop?

Blip Blop: I'm right here.

Where's the house?

Jenny: There it is, up in the tree! It's a big house.

Tommy: Mission 3 is the Wooden Book. It's there, in the tree house.

2. Read and write YES or NO:

Where is the book?

a. In a tree house. _____

b. In a house. _____

3. Look, listen and repeat:



up / down



forest



tree house

wooden

4. Look at exercise 1 and correct the mistakes.

- Mission (six) is a wooden book. *three* _____
- The mission is a wooden box. _____
- The children are in the garden. _____
- The house is under the tree. _____
- The tree house is small. _____

5. Fill in the sentences with the correct word in the box:



- The bird is up in the sky.
- There is a big _____ in the forest.
- This is a _____ table. It's made of wood.
- Their _____ is small and lovely.
- Sit _____ everyone!



Lesson 2

1. Listen and repeat: there is / there are



There is a book.

but

There are two books.

There is a tree house.

There are two tree houses.

2. Fill in: is / are

- There _____ *is* _____ a book on the table.
- There _____ three cats under the bed.
- There _____ a tree house in the forest.
- There _____ schoolbags under the chair.
- There _____ a ruler in my pencil case.

3. Look around the classroom and ask your deskmate:



Is there a red ruler?

No, there isn't.

Yes, there is.



4. Count and write!



There are four books.


- _____
- _____
- _____
- _____
- _____

5. Label the pictures with the correct word:

swimming pool



bedroom bathroom kitchen dining room garden living room garage



6. Read and match:

- | | |
|-----------------------------------|-----------------------|
| 1. Where is mother? | a. in the garage |
| 2. Where is the car? | b. a wooden book |
| 3. What colour is the tree house? | c. in the living room |
| 4. What's in the kitchen? | d. a table |
| 5. What is this? | e. golden |

7. Put the words in the correct order!

- a. where / the / is / wooden / box _____ *Where is the wooden box?*
- b. is / there / table / a / the / dining room / in _____
- c. are / books / not / the / in / kitchen / the _____
- d. his / is / sister / the / garden / in _____
- e. father / my / the / next to / swimming pool / is _____

8. Fun Time!  Go at the end of the book!

Lesson 3

1. Look, listen and read:



Here is the bedroom.
Is the book in the wardrobe or under the bed?

There is no book in the bedroom.

Look in the bathroom!
Is it behind the mirror?

Sorry, no! Let's look in the living room.

Is it on the table, in front of the TV?

Oh, dear, look!
Chewbook has got the book!

No, it isn't.

Blip Blop, your magic cap!
You can be invisible and you can fly... follow Chewbook!

2. Listen and choose the correct answer:

Is the book behind the mirror?

a. Yes, it is.

b. No, it isn't.


3. Read the text in exercise 1 again and answer the questions:

- a. Is the book in the wardrobe? No, it isn't.
- b. Is the book under the bed? _____
- c. Is the book behind the desk? _____
- d. Is the book on the table? _____
- e. Is Blip Blop invisible? _____
- f. Is Jenny in front of the window? _____

4. Look, listen and repeat:



in front of



behind



mirror



wardrobe


5. Draw and colour!




1. Draw a blue ball under the bed.
2. Draw a green ball on the wardrobe.
3. Draw an orange cat in front of the wardrobe.
4. Draw a window behind the bed.
5. Draw a black mouse next to the wardrobe.

Revision

1. Look and label the objects:



sofa
toilet
wardrobe
lamp
sink
desk
fridge
picture



computer
cupboard
mirror
bed
bathtub
carpet



2. Look again at the pictures in exercise 1 and talk to your friend. A student chooses an object in the house and tells the class. Use the prepositions:


next to / behind / on / under / in front of




It's in the bedroom, next to the bed.

Is it a wardrobe?

Yes, it is.




3. Tongue twister!



Project

1. Draw your dragon and colour it in:





2. Look at your dragon and talk to a friend!


My dragon is long and slim. He is _____. His eyes are _____ and his hair is _____. I love my dragon!


3. Look at the pictures and complete Chewbook's letter!



Hi! I'm Chewbook. This is my tree house . There are five rooms.

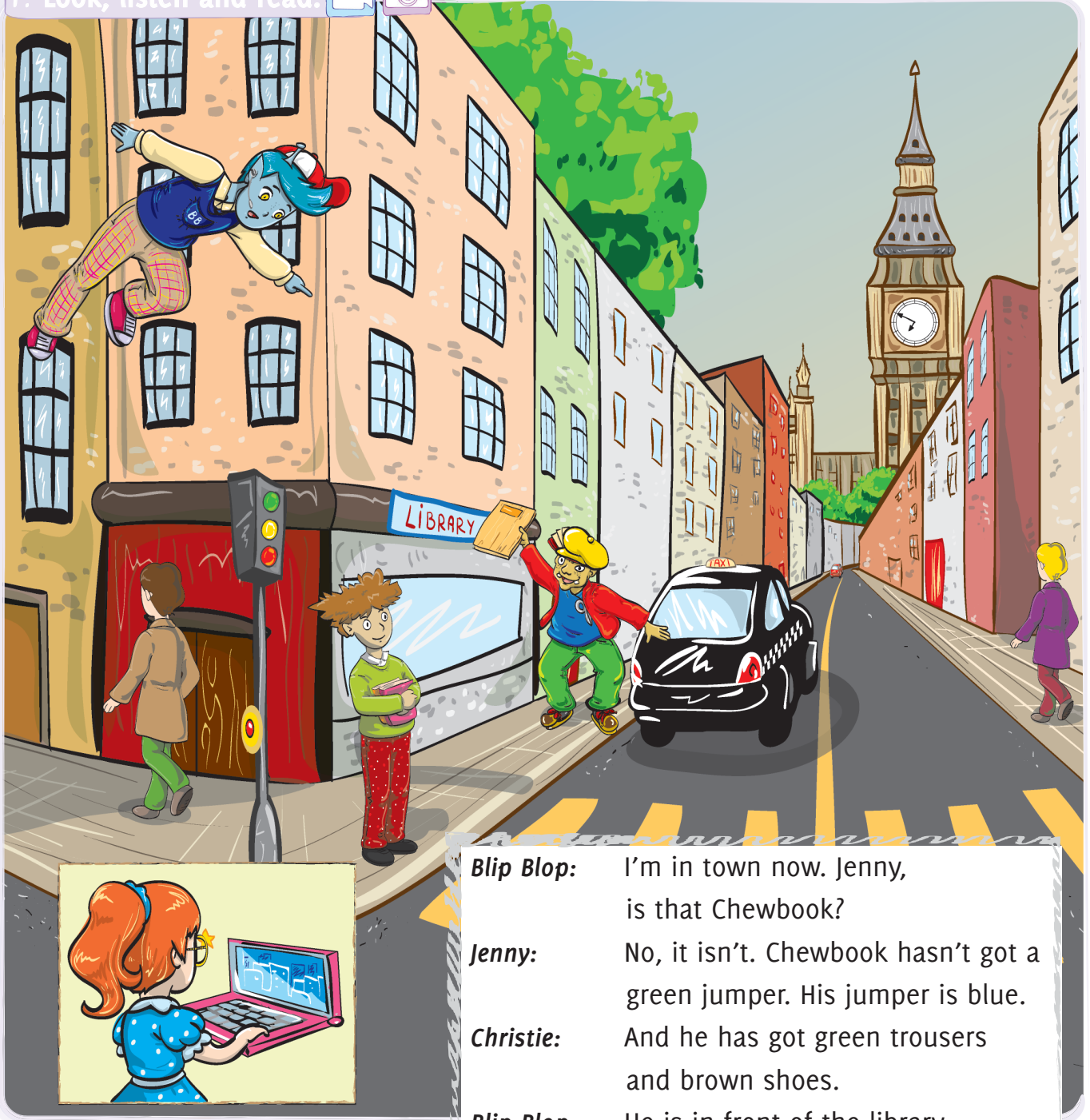
There is a  next to the _____ .

The bathroom is in front of the bedroom. There is a bookcase behind the _____ .

Guess: Where is the _____ ?

Unit 5 Chewbook is in London Lesson 1

1. Look, listen and read:



Blip Blop: I'm in town now. Jenny, is that Chewbook?

Jenny: No, it isn't. Chewbook hasn't got a green jumper. His jumper is blue.

Christie: And he has got green trousers and brown shoes.

Blip Blop: He is in front of the library.

2. Write True (T) or False (F):

- Chewbook has got a green jumper. _____
- Chewbook has got brown shoes. _____

3. Write one-word answers:

- a. Where is Blip Blop? In _____.
- b. What colour are Chewbook's shoes? _____.
- c. What colour is Chewbook's jacket? _____.
- d. Where is Chewbook? In front of the _____.

4. Look, listen and repeat:



town



5. Choose the correct words:



1. The taxi is _____ the library.
a. in **b. in front of** c. behind
2. Chewbook has got _____.
a. a pink jacket b. a red jacket c. red trousers
3. Blip Blop is flying over the _____.
a. a forest b. jungle c. town
4. Blip Blop has got a _____.
a. T-shirt and boots b. shirt and trousers c. T-shirt and shoes
5. Chewbook has also got _____.
a. green jeans b. red trousers c. green trousers

Lesson 2

1. Look, listen and repeat:



I have got a yellow T-shirt, but he has got a green jumper.



You have got a blue uniform and we have got blue shoes.



2. Fill in: **have got** / **has got**

- I _____ a beautiful garden.
- Jenny _____ magic glasses.
- Jenny and Christie _____ beautiful jackets.
- My father _____ two cars in the garage.
- Tommy and I _____ computer games.

3. What have you got in your bedroom? What about your living room?



Have you got a desk in your bedroom?


Yes, I have.

No, I haven't.



1. Have you got a fridge in your bedroom? _____.
2. Have you got a computer in your bedroom? _____.
3. Have you got a table in your living room? _____.
4. Have you got a lamp in your bedroom? _____.
5. Have you got a sofa in your living room? _____.
6. Have you got a wardrobe in your bedroom? _____.

4. Look and match!



jumper hat dress jacket skirt T-shirt
trousers boots shorts sandals bag



5. Look, read and answer:



Who has got a purple T-shirt?

Tommy has got a purple T-shirt.

- Who has got a bag? _____
- Who has got a blue jacket? _____
- Who has got orange shoes? _____
- Who has got jeans? _____
- Who has got a dress? _____



6. Look again at the picture in exercise 5. Circle *has got* / *hasn't got* (*has not got*):



- Jenny *has got* / *hasn't got* a pink dress.
- Tommy *has got* / *hasn't got* a bag.
- Jenny *has got* / *hasn't got* an umbrella.
- Tommy *has got* / *hasn't got* jeans.
- Jenny *has got* / *hasn't got* glasses.
- Tommy *has got* / *hasn't got* white socks.

Lesson 3

1. Look, listen and read:  



1.



2.



3.



4.

2. Listen and choose the correct words:

Chewbook is ...

- a. behind the cinema b. between the cinema and the bank c. next to the cinema


3. Look, listen and repeat:



Big Ben



bridge



museum



mummy



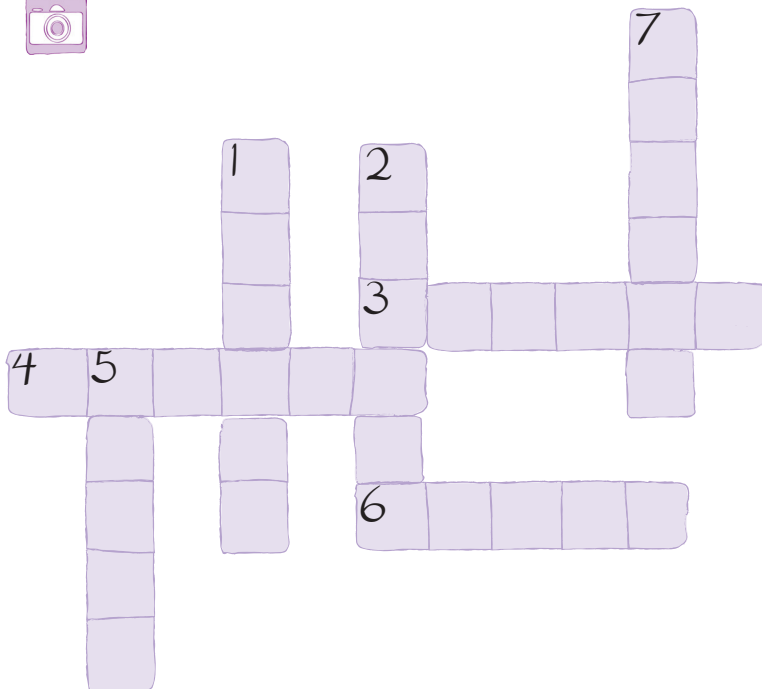
river

4. Fill in the words in the box:

- The children are in _____.
- Chewbook is _____ Big Ben.
- Let's cross the _____.
- Chewbook is in front of the _____.
- We are in Queen _____.



5. Complete the crossword. Use the words in exercise 3 and exercise 4:




Across

- There are many cars in the ...
- Cross the river on the ...
- The ... is white and scary.

Down

- Big Ben is in ...
- There is a very old mummy in the ...
- There is a ... under the bridge.
- ... is a big clock in London.

6. Match the words to the pictures:



school stadium hospital police station hotel
 railway station bus stop park café

7. Listen and sing the song: *Toys in the Toy Shop*



8. Look, read and say the place:



1. It's in front of the school.
2. It's behind the school.
3. It's between the café and the hotel.
4. It's next to the railway station.
5. It's behind the hotel, in front of the park.
6. It's behind the stadium, next to the supermarket.
7. It's in front of the hospital.



9. Look at the map again. Guess where your friend is!



I'm in River Street, next to the hotel.

You're at the bank.




Revision

1. Fashion Show! Draw their clothes and colour them:



The boy has got a green cap with a yellow star on it. He has got a green jumper, a grey jacket, blue jeans and black shoes with silver stars.



The girl has got sunglasses and a pink T-shirt. She has got a purple skirt, white socks and grey boots. She has got a nice, golden bag.

2. Write a letter to Blip Blop about your street:

Hi, Blip Blop!

My name is _____ . I am _____ years old. I live in _____ Street, in _____ (your town).

There is a _____ next to the _____ .

There is also a _____ in front of the _____ .

and a _____ behind the _____ .

What about your street? Write back soon!

Love,

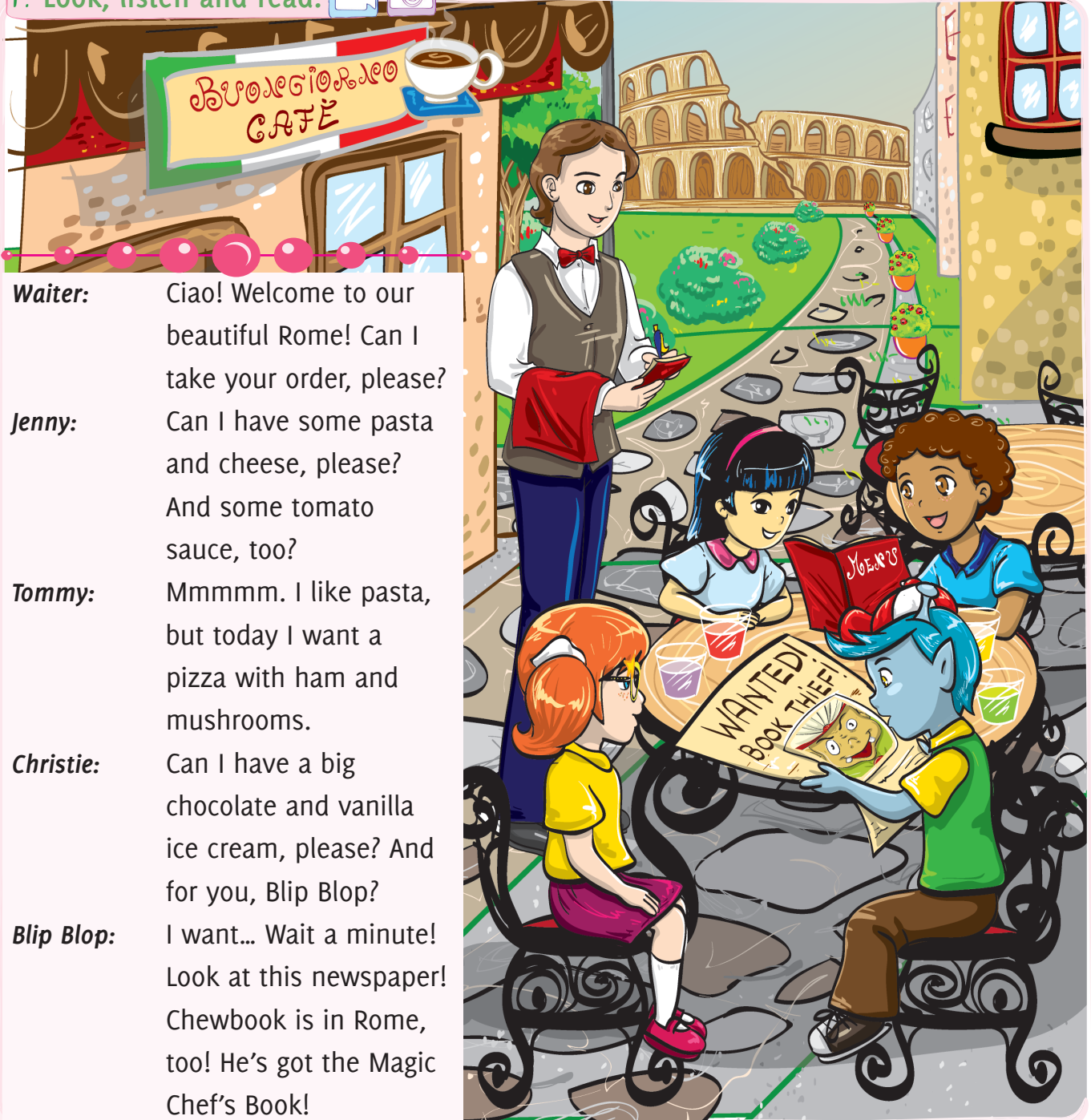
3. Tongue twister!



Station, stadium, hospital, school, Cinema, supermarket, my town is cool!

Unit 6 Welcome to Italy! Lesson 1

1. Look, listen and read:



Waiter: Ciao! Welcome to our beautiful Rome! Can I take your order, please?

Jenny: Can I have some pasta and cheese, please? And some tomato sauce, too?

Tommy: Mmmmm. I like pasta, but today I want a pizza with ham and mushrooms.

Christie: Can I have a big chocolate and vanilla ice cream, please? And for you, Blip Blop?

Blip Blop: I want... Wait a minute! Look at this newspaper! Chewbook is in Rome, too! He's got the Magic Chef's Book!

2. Read and fill in:

- a. Welcome to _____!
- b. Can I have a big chocolate and vanilla _____?

3. Look, listen and repeat:



tomato sauce



newspaper



thief



chef



mushroom

4. Look at exercise 1 and write YES / NO:

- a. Can I take your hat, please? _____
- b. Can I have some pasta and cheese, please? _____
- c. I like pasta, but today I want an omelette. _____
- d. Can I have a big chocolate and strawberry ice cream, please? _____
- e. Chewbook is in Rome, too. _____

5. Fill in the sentences with the words in the box:




Chef **tomato sauce** **newspaper** **mushrooms** **thief**

- a. I want some _____ for the pizza.
- b. My favourite food is pizza with _____.
- c. Chewbook is bad. He is a book _____.
- d. Chewbook has got the _____ 's Book.
- e. My grandparents read the _____ every morning.

Lesson 2

1. Look and match:



2. Fill in with **SOME** or **ANY**, following the example:



Have you got **any** orange juice?

I haven't got **any** orange juice.

I have got **some** orange juice.



- a. Jenny has got _____ rice. d. My mother hasn't got _____ bread.
 b. He has got _____ grapes. e. Have you got _____ lemonade?
 c. Tommy has got _____ oranges. f. I haven't got _____ chips.

3. Look at exercise 1. Make a list of 10 items for your fridge. Then, talk to your deskmate about the list and try to guess his / her items, too. Each correct guess has 1 point.



Have you got any cheese in your fridge?

Yes, I have got some. Have you got any tomatoes?

No, I haven't got any.



4. Look, listen and repeat:



Can I have some juice, please?
Here you are!



Can I have an apple, please?
Here you are!



5. Fill in with: a an some



1. Can I have _____ banana, please?
2. Can I have _____ bread, please?
3. Can I have _____ egg, please?
4. Can I have _____ water, please?
5. Can I have _____ chicken, please?
6. Can I have _____ chips, please?
7. Can I have _____ carrot, please?
8. Can I have _____ lemonade, please?
9. Can I have _____ tomato, please?
10. Can I have _____ orange, please?

6. Read and write: CAN ANY SOME A YOU



_____ I take your order?

Yes, please. Can I have _____ tomato salad, please?

Sorry, we haven't got _____.


Have you got _____ chocolate cake, please?

Yes, we have got _____ chocolate and vanilla cakes.

Ok. Can I also have _____ orange juice, please?

Yes, of course.

Thank _____.



Lesson 3

1. Look, listen and read:

Look! What an interesting book! It has got a lot of recipes for ice cream!

Let's buy it. Excuse me, how much is the book?

It's £10.

I'm thirsty. Let's get some coke! It's £2.

Let's get some sandwiches, too. I'm hungry again.

A coke and three sandwiches. That's £11, please. Thank you.

Hey, you! Stop! Give back the books and the newspapers!

A thief at the newsagent's?! It's Chewbook! Do something, Tommy!

Well done, Tommy! Is the magic Chef's Book there?

Yes, here it is. Here are your books and newspapers, sir! Thank you very much, children! You are great!

Chewbook, freeze!

2. Listen and choose the right number:

How much are the sandwiches and the coke?

- a. £12 b. £11 c. £10

3. Look, listen and repeat:



recipe



I'm hungry



I'm thirsty



newsagent



pound

4. Who says this? Read again the text in exercise 1 and write the names:

a. Excuse me, how much is the book?



b. I'm thirsty.



c. That's £11.



d. I'm hungry again.



e. What an interesting book!



5. Talk to your friend. Go shopping!



Can I help you?
 Yes, please. How much is the T-shirt?
 It's £7.
 Here you are.
 Thank you very much.



6. Choose the right words:

1. Let's get some water. I'm _____.

a. thirsty b. hungry c. tall

2. I'm hungry. Let's get some _____.

a. an apple b. sandwich c. oranges

3. How _____ is the coke?

a. much b. many c. are you?

4. How much is the chocolate? It's 2 _____.

a. pens b. pears c. pounds

5. Let's get some pizza. I'm _____.

a. thirsty b. sorry c. hungry

Revision

1. Read and fill in the dialogue with the appropriate lines:

Let's get some coke!

Yes. Can I have some pasta with cheese, please?

Of course. Chocolate or vanilla ice cream?

I'm hungry!

Yes, please. How much is the T-shirt?

It's 13 pounds.

Let's get some pizza! Can I help you? Can I take your order, please?
 How much is it? Can I have some ice cream? I'm thirsty!

2. Circle: **SOME** **ANY**



1. Can I have *some* / *any* milk, please?
2. Is there *some* / *any* soup in the fridge?
3. We haven't got *some* / *any* eggs.
4. Are there *some* / *any* grapes?
5. There isn't *some* / *any* chicken in the kitchen.

3. Fill in with your own prices and talk to your friends:



orange juice	2 pounds
eggs	3 pounds
rice	— pounds
bread	— pounds
Total = 15 pounds	

T-shirt	4 pounds
boots	— pounds
hat	— pounds
socks	— pounds
Total = 20 pounds	

How much is the T-shirt?

It's 4 pounds.

How much are the eggs?

They are 3 pounds.

4. Tongue twister!



Thelma thinks that Thorpe is a clothes thief.

Project

1. Read and complete:



A

The girl has got _____ shoes, _____ and a _____ uniform. The boy has got a white shirt, blue trousers and black shoes. The girl is hungry. She has got a big green _____.



B

Mother has got a _____ dress and _____ shoes. Father has got a white shirt and _____ trousers. Mother and father are thirsty. There is some _____ juice and coke on the table.




C

Grandpa and grandma have got _____ hats and _____ shoes. Grandpa has got some _____.



2. Read the text again. Match and colour in:



A

B

C

3. Fill in the list of ingredients. Be careful, some ingredients are not good together!



eggspotatolettuceblackpepperchocolatebananamilktomatoessugarcucumber

Chocolate cake



Salad



Unit 7 The Christmas Book Lesson 1

1. Look, listen and read:



Blip Blop: I love the North Pole. I can ride the sleigh here. Can you ride the sleigh, Tommy?

Tommy: No, I can't. But I can skate and I can ski, too. How about you, girls?

Jenny: I can skate, but I can't ski. I can make a snowman, too. Can you, Christie? Ha, ha, ha!

Christie: Yes, I can. Oh, here's a message from Wizbook. Listen: "Santa is in danger. Chewbook has got the Christmas Book. He can ruin Christmas. Help Santa!"



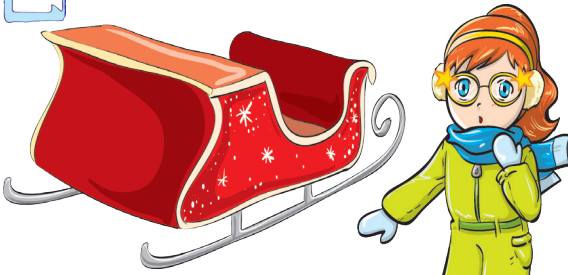
2. Choose the right answer:

- Can Tommy ride the sleigh?
- Can Jenny make a snowman?

Yes, he can. / No, he can't.

Yes, she can. / No, she can't.

3. Look, listen and repeat:



sleigh



skate



ski



ruin Christmas



danger

4. Match the words in column A with the words in column B:

a

1. ruin
2. ride a
3. ski
4. skate
5. in

B

- a. in the mountains
- b. danger
- c. sleigh
- d. Christmas
- e. on ice

1. d 2. 3. 4. 5.

5. Fill in the words from exercise 3:

- a. Santa Claus has got a big _____.
- b. We _____ in the mountains.
- c. They _____ on ice.
- d. Chewbook can _____.
- e. There's a thief in the house. You are in _____!

Lesson 2

1. Look, listen and repeat:



Can you ski?

Yes, I can.

Can you skate?

No, I can't.



cannot = can't

I **can** run.

You **can** run.

He **can** run.

She **can** run.

It **can** run.

We **can** run.

You **can** run.

They **can** run.

I **cannot** skate.

You **cannot** skate.

He **cannot** skate.

She **cannot** skate.

It **cannot** skate.

We **cannot** skate.

You **cannot** skate.

They **cannot** skate.

I **can't** skate.

You **can't** skate.

He **can't** skate.

She **can't** skate.

It **can't** skate.

We **can't** skate.

You **can't** skate.

They **can't** skate.

2. Write the words under the right picture:



English

run fast

jump

read
a book

ride
a bike

write
a letter

fly
a kite

English



3. Choose **can / can't** . Make the sentences true for you.

a. I **can / can't** fly.

b. My mother **can / can't** skate.

c. My friend and I **can / can't** write letters.

d. My grandparents **can / can't** ski.

e. My friend **can / can't** ride a bike.

f. She **can / can't** speak Chinese.

g. My grandfather **can / can't** fly a kite.

h. Dogs **can / can't** read books.

i. Cats **can / can't** jump.

j. I **can / can't** run fast.

4. Look at the pictures in exercise 2. Use the words and talk to your deskmate.



Can you write a letter?

Yes, I can.

No, I can't.



5. How many eyes and legs have they got? Look, count and write:



- ten eyes
- eight legs

6. Role play! You are Tommy, your friend is Blip Blop.



Use the words to ask Blip Blop what he *can* or *can't* do.



Blip Blop, can you run fast?

Yes, I can.



Blip Blop, can you ride a bike?

No, I can't.



- | | |
|------------------------|-----------------------|
| 1. fly / yes | 4. ride a sleigh / no |
| 2. fly a kite / no | 5. ski / no |
| 3. speak Chinese / yes | 6. skate / yes |

7. Read and guess the places!

- | | |
|--|----------------------|
| 1. You can read many books here. | ALIBRYR _____ |
| 2. You can eat ice cream here. | ÉCFA _____ |
| 3. You can fly a kite here. | RAPK _____ |
| 4. You can play football here. | MUDISTA _____ |
| 5. You can speak to a police officer here. | ECLIOP NOATSTI _____ |

Lesson 3

Look, listen and read:



Good evening, Santa.
Nice to meet you!



Santa, there is a problem.
Chewbook is in your house.

Who? The boy with the green trousers and purple hat? That's my favourite elf, Chewbook.



But Santa, Chewbook is a naughty boy!

Welcome, children. Don't worry! Come in, please. I have a surprise for you!

No, I'm not. I have got a present for you.

That's my toy factory. And this is my favourite reindeer... Rudolph.



And polar bears can sing carols. Santa, who's that?

Wow! Everything is magic here. The toys can speak. They can dance, too!

Wow, this is the Christmas Book! Thank you, Chewbook.

Hi! Hi!
Hi! They can't stop Chewbook!

2. Listen again and choose:

Who is Santa's favourite elf?

a. Chewbook

b. Rudolph


3. Look and choose the right words:



- a. toy factory
- b. stadium
- c. park



- a. dragon
- b. reindeer
- c. horse



- a. bear
- b. lion
- c. polar bear



- a. listen to music
- b. sing carols
- c. speak Chinese



- a. book
- b. box
- c. present

4. Look at the pictures in exercise 1 and answer the questions:

1. What can the toys do? They can _____ and _____.
2. What can polar bears do? They can _____.
3. Who is the boy with the purple hat? He is _____.
4. What has Chewbook got? He has got a _____.
5. Can they stop Chewbook? They _____ stop him.

5. Find and write 10 Christmas words!



1. _____
2. _____
3. _____
4. _____
5. _____
6. _____
7. _____
8. _____
9. _____
10. _____



6. Fun Time! Go at the end of the book!

Christmas presents

1. Read the sentences and write the names on the stockings:



a. Christie has got a doll, an angel and a skipping rope.

b. Jenny has got a camera, a teddy bear and some bells.

c. Blip Blop has got a plane, a robot and some ginger bread.

d. Tommy has got a bike, some computer games and a candy cane.



2. Listen and sing the song: *I play with my little train.*



3. Put the words in the right box:



skipping rope
Christmas tree
bells
Santa Claus
star
elf
stocking
doll
bike
angel
reindeer



Christmas
objects



toys



magic
creatures

4. Role play! Your friend is Santa. Use the words and ask for presents from Santa:



Santa, can I have a train?

Sorry, you can't. You are on the naughty list.



Santa, can I have some candy canes?

Yes, of course. You are on the good list.



camera ✓ train ✗
candy canes ✓ plane ✗
bike ✓ computer games ✗
robot ✗
ginger bread ✓

Revision

1. Choose the correct word:

- | | |
|---|--------------------------------------|
| 1. Rudolph the reindeer _____ a red nose. | a. can b. has got c. is |
| 2. Santa Claus _____ ride a magic sleigh. | a. is b. can c. can't |
| 3. _____ I have some biscuits, please? | a. can't b. have c. can |
| 4. No, I _____ a sleigh, I've got a bike. | a. haven't got b. isn't c. can't |
| 5. Polar bears _____ run fast. | a. are b. can c. aren't |

2. Talk to your friends in the classroom and complete the table using ✓ or ✗:

friends	speaks Chinese	ride a bike	ride a sleigh	ski	skate
Robin	✗	✓	✗	✓	✗



Can you speak Chinese?

No, I can't.



Can you ride a bike?

Yes, I can.



3. Look at the table in exercise 2. Write sentences about your friends:

- Robin can ride a bike and ski. He can't speak Chinese, ride a sleigh or skate* _____.
- _____.
- _____.
- _____.
- _____.

4. Tongue twister!



Rudolph the red reindeer can read and write with teacher Wright.



Halloween



1. Look and listen. Match the words to the pictures:



spider black cat witch pumpkin ghost magic potion
broom cauldron haunted house bat spell



2. Fill in the blanks with the appropriate words. Then, colour Gwen the Witch!



Hi, my name is Gwen. I'm a _____ and I live in a _____ house. I've got _____ eyes and a big nose. I've got a big purple _____ and some pets: three _____ and a black, naughty _____. I can fly on my magic _____. I fly in the evening and scare away the _____.



I can make magic potions with _____ and _____ in my big _____.



3. Make a magic potion!



~ Magic Potion ~

You need:

- 4 black spiders
- _____ legs of a bat
- _____ tail of a black cat
- _____ small orange pumpkins
- And _____ magic hat!



You put the hat on your head and mix the rest in a big cauldron. You say *Abacadabra!* and there you are: you have your potion! You drink the potion and you can fly on a broom and speak with cats and bats. Try it!



New Year's Eve

1. Look, listen and repeat:



fireworks



Happy New Year!



calendar

2. Write True (T) or False (F):

1. We can decorate the Christmas tree on New Year's Eve. _____
2. We can watch fireworks on New Year's Eve. _____
3. New Year's Eve is in August. _____
4. We can sing carols on New Year's Eve. _____
5. We say *Happy New Year* in July. _____

3. Read, draw and colour the picture:



It's the New Year's Eve Party! We are in my living room. My friend Susan has got red hair, a pink skirt, a yellow jumper and brown boots. My cousins, Jack and Lee are in front of the window. There are fantastic fireworks in the sky! Jack has got black trousers, a blue T-shirt and a purple hat. Lee has got blue jeans, a white shirt and a golden hat. They both have dark hair, but Lee has got glasses. I'm on the sofa. I have got long brown hair, a short orange dress and red shoes. There's ice cream, pizza, sandwiches and lemonade on the table. It's a great party!

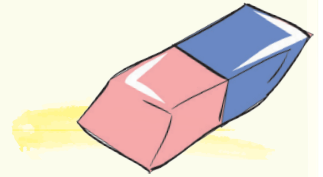


Final Revision

1. Write: **A** **AN**

9 points

_____ mission _____ bridge _____ museum
_____ aunt _____ orange _____ elf
_____ bookshelf _____ uncle _____ eraser



2. Circle the correct word:

7 points

Hi, *my / your* name is Jenny. This is a picture of *my / his* family. This is my mother and this is my father. *Their / our* names are Paul and Sandra. This is my little brother. *His / Her* name is Tommy. Next to my brother, are *our / your* grandparents: grandpa John and grandma Mary. Behind my grandma is my aunt. *His / Her* name is Sue. Sue has got a big fluffy cat. *My / Its* name is Puffy.

3. Now answer the questions:

4 points

- a. Who is Sandra? Her _____.
- b. Who is Tommy? Her _____.
- c. Who are John and Mary? Her _____.
- d. Who is Paul? Her _____.

4. Put the words in the correct order:

6 points

- a. There / an / next to / eraser / is / the / schoolbag.

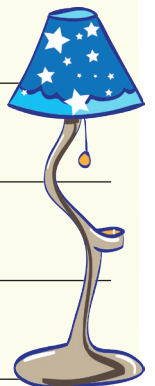
- b. are / books / There / bookcase / in / the.


- c. Is / a / in / the / mummy / museum / there?

- d. not / There / a / the / is / in / forest / tree house.

- e. sofa / The / lamp / is / the / in front / not / of.

- f. under / carpet / the / table / is / The.



5. Look and fill in the correct words: 

5 points



a. How much is the _____? It's ten pounds.

b. _____ is the cap? It's _____ pounds.



c. How much is the _____? It's twelve pounds.

d. _____ is the jumper? It's seven _____.



e. How much are the _____? They are eight pounds.



6. Put the lines in the correct order:

5 points

Can I help you?

Thank you. How much is it?

Good morning, children!

Yes, of course. Here is your lemonade!

It's 2 pounds.

Good morning, sir!

Yes, please. Can I have some lemonade?

7. Underline the correct word:

8 points

a. I *have* / *has* got a blue dress.

e. *Have* / *Has* you got a purple jacket?

b. He *has* / *have* got orange shoes.

f. *Have* / *Has* Sarah got brown boots?

c. Mark and I *has* / *have* got yellow caps.

g. My cat *has* / *have* got a red ball.

d. Jenny and Christie *hasn't* / *haven't* got pink skirts.

h. My grandparents *have* / *has* got black hats.

8. Answer the questions with: *Yes, I can.* / *No, I can't.*

6 points

1. Can you ski? _____.

4. Can you sing carols? _____.

2. Can you ride a sleigh? _____.

5. Can you ride a reindeer? _____.

3. Can you decorate a Christmas tree? _____.

6. Can you skate? _____.

Total: 50 points

Fun time! Unit 4



Lesson 2, exercise 8

A. Listen and sing the song!



Where is father, where is father?

He is here, he is here,
Sleeping in the bedroom,
Sleeping in the bedroom,
Shhhh, shhhh, shhhh!

Where is mother, where is mother?

She is here, she is here,
Cooking in the kitchen,
Cooking in the kitchen,
Yum, yum, yum!


Where is sister, where is sister?

She is here, she is here,
Washing in the bathroom,
Washing in the bathroom,
Splash, splash, splash!

Where is brother, where is brother?

He is here, he is here,
Playing in the garden,
Playing in the garden,
Yeey, yeey, yeey!

B. Colour in the house!



Fun time! Unit 7

Lesson 3, exercise 6

A. Decorate the Christmas tree!



Put *2 fat snowmen*

on the tree. They are white, with orange noses and blue hats.

Put *five stars* on the tree. Three are yellow and two are green.

Put *seven candy canes* on the tree.


Three are white and red; four are green and red.

Put *three angels* on the tree. They have got long hair and white clothes.

How many *Christmas decorations* have you got?



I have got _____ decorations.



B. Listen and repeat the poem!



Santa Claus is coming soon,
Ring the bells, ring the bells!
He is bringing presents,



Ring the bells, ring the bells!
We are making snowmen,
Ring the bells, ring the bells!



Unit 2. The Golden Book

Lesson 1 / Exercise 5

Welcome to Rainbow School!

Welcome to Rainbow School,

Pay attention to the rule!

Pick up the pen!

Put down the pencil!

And count to ten

1, 2, 3, 4, 5, 6, 7, 8, 9, 10!

Let's do it again!

Welcome to Rainbow School,

Pay attention to the rule!

Pick up the rubber!

Put down the ruler!

And count to ten

1, 2, 3, 4, 5, 6, 7, 8, 9, 10!

Let's do it again!

Unit 5. Chewbook is in London

Lesson 3 / Exercise 7

Toys in the toy shop

Toys in the toy shop

Say "Come and play!"

Books in the library

Say "Come and read!"

Fruits at the market

Say "Come and eat!"

Monkeys at the zoo

Say "Come and visit!"



Unit 7. The Christmas Book

Christmas presents / Exercise 2


I play with my little train

I play with my little train

You play with your funny doll,

I play with my teddy

And you with your ball,



We all play together for fun.

Where is my funny robot?

Where is your little kite?

Let us all play together

And make the house alive!

Word list

Unit 1

black
blue
cap
eight
eleven
evening
friend
five
four
glasses
gloves
Good afternoon!
Good evening!
Good morning!
green
greeting
grey
It's six o'clock!
It's half past one.
magic
Nice to meet you!
nine
one
orange



pink
purple
red
seven
shoes
six
ten
three
twelve
two
white
What time is it?
Who's this?
What colour is ...?
wizard
yellow

Unit 2

a
alphabet
an
board
book
bookcase
bookshelf



box
chair
chalk
cheese
classroom
clock
computer
dictionary
door
eraser
floor
golden
in
library
lunchbox
map
mission
mouse
next to
on
pen
pencil
pencil case
room
ruler



school
schoolbag
sharpener
shelf
sponge
table
under
window

Unit 3

aunt
brother
Chinese
cousin
dark
dog
dragon
eyes
fair
father
grandma
grandpa
grandparents
hair
her



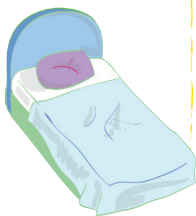
Word list



his
It's my turn!
Look over there!
long
mask
mother
my
old
our
parents
plump
short
sister
slim
tall
Thank you!
their
uncle
your

Unit 4

bathroom
bathtub
bed
bedroom



behind
carpet
cupboard
desk
dining room
down
forest
fridge
garage
garden
house
in front of
invisible
kitchen
lamp
living room
mirror
picture
sink
sofa
swimming pool
toilet
tree
tree house
up



wardrobe
What colour is?
What is this?
Where is?
wooden

Unit 5

bag
bank
Big Ben
boots
bridge
bus stop
café
cinema
computer games

dress



hat
hospital
hotel
jacket
jeans
jumper
mummy
museum

park
police station
railway station
river
sandals
school
shoes
shorts
skirt
socks
stadium
street
supermarket
town
trousers
T-shirt
uniform



Unit 6

any
apple
cake
Can I take
your order?
carrot
chef

chicken
chips
chocolate
coke
egg
food
grapes
ham
Here you are!
How much is it?
ice cream
I'm hungry!
I'm thirsty!
interesting
juice
lemonade
orange
milk
mushroom
newsagent
newspaper
pasta
pizza
potato
pound
recipe



rice
salad
sandwich
some
soup
thief
tomato
tomato sauce
vanilla
water
welcome



Unit 7

angel
bell
bike
biscuits
can
candy cane
carol
Christmas
Christmas tree
dance
danger
elf
favourite

fly
ginger bread
good
ice
jump
magic creatures
naughty
North Pole
plane
polar bear
reindeer
ride
robot
run
ruin
Santa Claus
sing
skate
ski
skipping rope
sleigh
snowman
speak
star
stocking
toy

toy factory
write

Halloween

Abracadabra
bat
black cat
broom
cauldron
ghost
haunted house
magic potion
pumpkin
spell
spider
witch



New Year's Eve

calendar
fireworks
Happy New Year!
New Year's Eve
party
sing carols



See you in Book 2!

